



VENUE
**YOUNG LIVING
CENTRE STAGE**

DEPARTMENT HEAD
MICHELLE OHUMUKINI
michelleo@hct.org

DRAFTED BY
MATTHEW KUPFERER

NOTES

- DISCLAIMER: The designer is responsible for the aural aspects of the production only, and all specifications provided relate solely to the appearance of the sound system and not to matters of electrical or structural soundness and/or safety. The implementation of this design must comply with the most stringent applicable federal and local safety and fire certificates. The designer is not qualified to determine the electrical or structural appropriations of the design and will not assume responsibility for damages resulting through improper engineering and/or implementation in the handling of the elements of the sound design.

The designer agrees to make prompt alterations to any specification found to be incompatible with proper safety precautions.

TITLE
**TABLE
OF
CONTENTS**

SHEET SPEAKER PLOT

1
64

LAST UPDATED
Nov 2, 2022 SCALE
NO SCALE

CS SPEAKER PLOT

MAINS

- 2. PLAN COVERAGE
- 3. PLAN PLACEMENT
- 4. E/W COVERAGE
- 5. N/S COVERAGE
- 6. E/W PLACEMENT
- 7. N/S PLACEMENT

DELAYS

- 8. PLAN COVERAGE
- 9. PLAN PLACEMENT
- 10. E/W COVERAGE
- 11. N/S COVERAGE
- 12. E/W PLACEMENT
- 13. N/S PLACEMENT

VIP

- 14. PLAN COVERAGE
- 15. PLAN PLACEMENT
- 16. N/S COVERAGE
- 17. N/S PLACEMENT

FRONT FILLS

- 18. PLAN COVERAGE
- 19. PLAN PLACEMENT
- 20. E/W COVERAGE
- 21. N/S COVERAGE
- 22. E/W PLACEMENT
- 23. N/S PLACEMENT

SUBS

- 24. PLAN COVERAGE
- 25. PLAN PLACEMENT
- 26. E/W COVERAGE
- 27. N/S COVERAGE
- 28. E/W PLACEMENT
- 29. N/S PLACEMENT

VOM

- 30. PLAN COVERAGE
- 31. PLAN PLACEMENT
- 32. VOM 1/3 COVERAGE
- 33. VOM 2/4 COVERAGE
- 34. VOM 1/3 PLACEMENT
- 35. VOM 2/4 PLACEMENT

STG MON UP

- 36. PLAN COVERAGE
- 37. PLAN PLACEMENT
- 38. VOM 1/3 COVERAGE
- 39. VOM 2/4 COVERAGE
- 40. VOM 1/3 PLACEMENT
- 41. VOM 2/4 PLACEMENT

STG MON DOWN

- 42. PLAN COVERAGE
- 43. PLAN PLACEMENT
- 44. E/W COVERAGE
- 45. N/S COVERAGE
- 46. E/W PLACEMENT
- 47. N/S PLACEMENT

SURROUNDS

- 48. PLAN COVERAGE
- 49. PLAN PLACEMENT
- 50. E/W COVERAGE
- 51. N/S COVERAGE
- 52. E/W PLACEMENT
- 53. N/S PLACEMENT

VOM FX

- 54. PLAN COVERAGE
- 55. PLAN PLACEMENT
- 56. VOM 1/3 COVERAGE
- 57. VOM 2/4 COVERAGE
- 58. VOM 1/3 PLACEMENT
- 59. VOM 2/4 PLACEMENT

TUNING

- 60. MAINS PLAN TUNING
- 61. DELAYS PLAN TUNING
- 62. MAINS/VOMS PLAN TUNING
- 63. COMBINED E/W SECTION TUNING
- 64. COMBINED N/S SECTION TUNING

NOTES
-CORRESPONDING FILE:
'CS Block Diagram'
BD-07
- ALL SPEAKERS ARE UNDERNEATH THE CAT-WALK; SHOWN SOLID (NOT HIDDEN) FOR CLARITY
- ARRAYS ARE HUNG FROM WIFOBUMP HOLE 15
- ARRAYS (FROM TOP TO BOTTOM) ARE ARCS WIDE, ARCS WIDE, ARCS FOCUS

- DISCLAIMER: The designer is responsible for the aural aspects of the production only, and all specifications provided relate solely to the appearance of the sound system and not to matters of electrical or structural soundness and/or safety. The implementation of this design must comply with the most stringent applicable federal and local safety and fire certificates. The designer is not qualified to determine the electrical or structural appropriateness of the design and will not assume responsibility for damages resulting through improper engineering and/or implementation in the handling of the elements of the sound design.

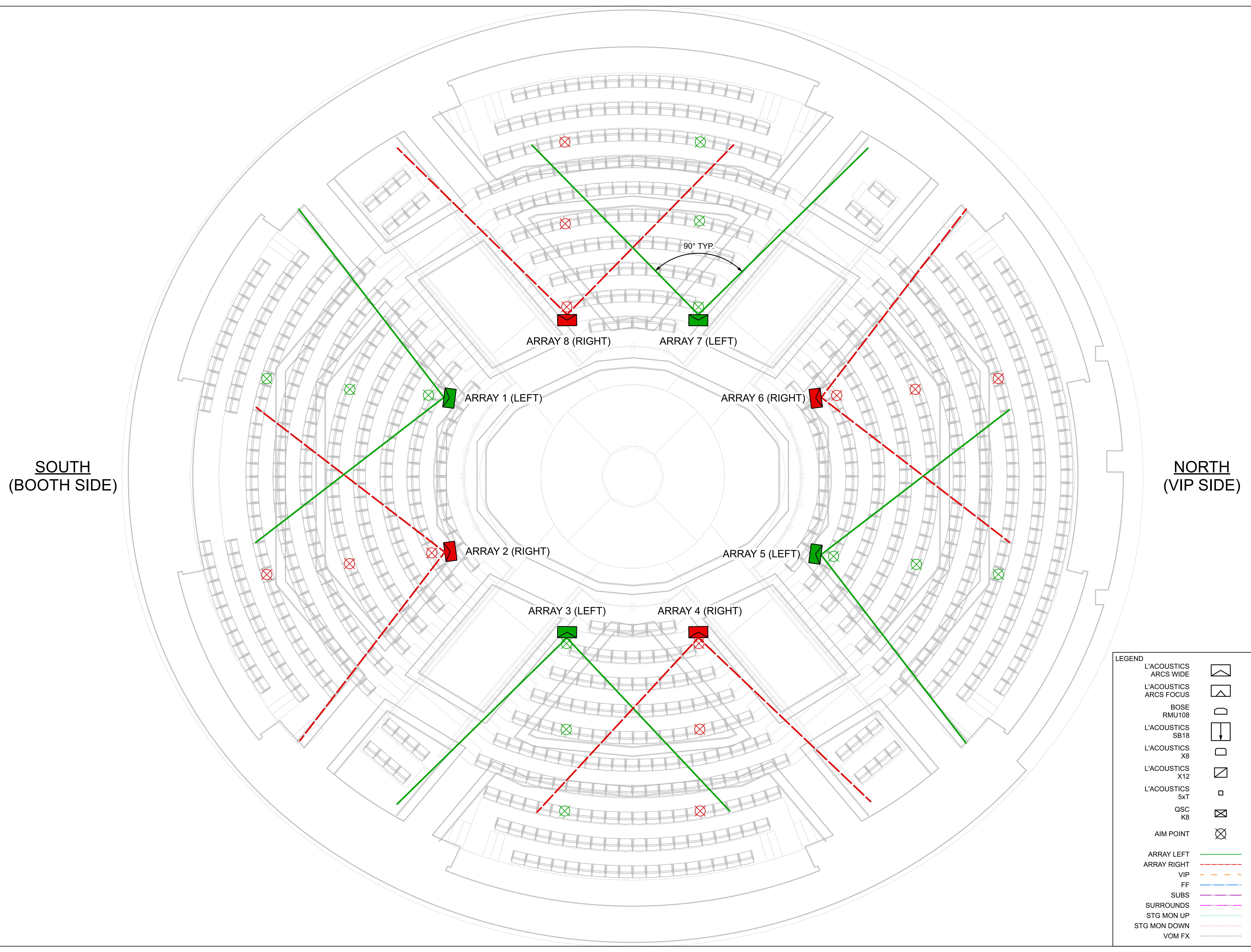
The designer agrees to make prompt alterations to any specification found to be incompatible with proper safety precautions.

TITLE
MAINS PLAN COVERAGE

SHEET **SPEAKER PLOT**




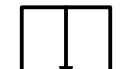














2 / 64

LAST UPDATED **Nov 2, 2022** SCALE **3/16" = 1'**



SOUTH (BOOTH SIDE)

NORTH (VIP SIDE)

LEGEND	
L'ACOUSTICS ARCS WIDE	
L'ACOUSTICS ARCS FOCUS	
BOSE RMU108	
L'ACOUSTICS SB18	
L'ACOUSTICS X8	
L'ACOUSTICS X12	
L'ACOUSTICS 5xT	
QSC K8	
AIM POINT	
ARRAY LEFT	
ARRAY RIGHT	
VIP	
FF	
SUBS	
SURROUNDS	
STG MON UP	
STG MON DOWN	
VOM FX	

VENUE
YOUNG LIVING CENTRE STAGE

DEPARTMENT HEAD
MICHELLE OHUMUKINI
michelleo@hct.org

DRAFTED BY
MATTHEW KUPFERER

NOTES
-CORRESPONDING FILE:
'CS Block Diagram'
BD-08
- ALL SPEAKERS ARE UNDERNEATH THE CAT-WALK; SHOWN SOLID (NOT HIDDEN) FOR CLARITY
- ARRAYS ARE HUNG FROM WIFOBUMP HOLE 15
- ARRAYS (FROM TOP TO BOTTOM) ARE ARCS WIDE, ARCS WIDE, ARCS FOCUS

- DISCLAIMER: The designer is responsible for the aural aspects of the production only, and all specifications provided relate solely to the appearance of the sound system and not to matters of electrical or structural soundness and/or safety. The implementation of this design must comply with the most stringent applicable federal and local safety and fire certificates. The designer is not qualified to determine the electrical or structural appropriateness of the design and will not assume responsibility for damages resulting through improper engineering and/or implementation in the handling of the elements of the sound design.

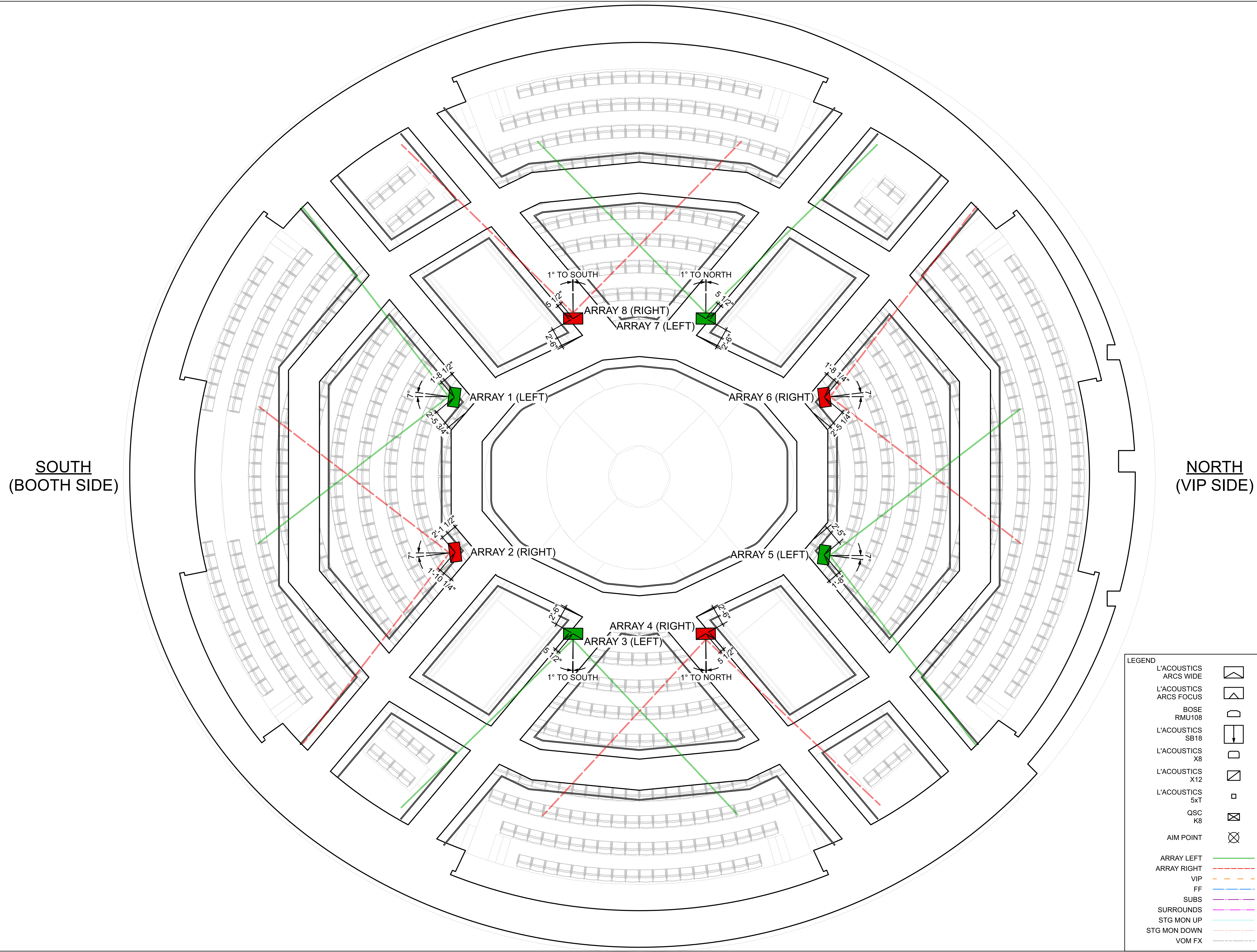
The designer agrees to make prompt alterations to any specification found to be incompatible with proper safety precautions.

TITLE
MAINS PLAN PLACEMENT

SHEET **3** SPEAKER PLOT

SCALE
3/16" = 1'

LAST UPDATED
Nov 2, 2022



LEGEND	
L'ACOUSTICS ARCS WIDE	
L'ACOUSTICS ARCS FOCUS	
BOSE RMU108	
L'ACOUSTICS SB18	
L'ACOUSTICS X8	
L'ACOUSTICS X12	
L'ACOUSTICS 5xT	
QSC K8	
AIM POINT	
ARRAY LEFT	
ARRAY RIGHT	
VIP	
FF	
SUBS	
SURROUNDS	
STG MON UP	
STG MON DOWN	
VOM FX	

NOTES
-CORRESPONDING FILE:
'CS Block Diagram'
BD-08
- ARRAYS ARE HUNG FROM
WIFOBUMP HOLE 15
- ARRAYS (FROM TOP TO
BOTTOM) ARE ARCS WIDE,
ARCS WIDE, ARCS FOCUS

- DISCLAIMER: The designer is responsible for the aural aspects of the production only, and all specifications provided relate solely to the appearance of the sound system and not to matters of electrical or structural soundness and/or safety. The implementation of this design must comply with the most stringent applicable federal and local safety and fire certificates. The designer is not qualified to determine the electrical or structural appropriations of the design and will not assume responsibility for damages resulting through improper engineering and/or implementation in the handling of the elements of the sound design.

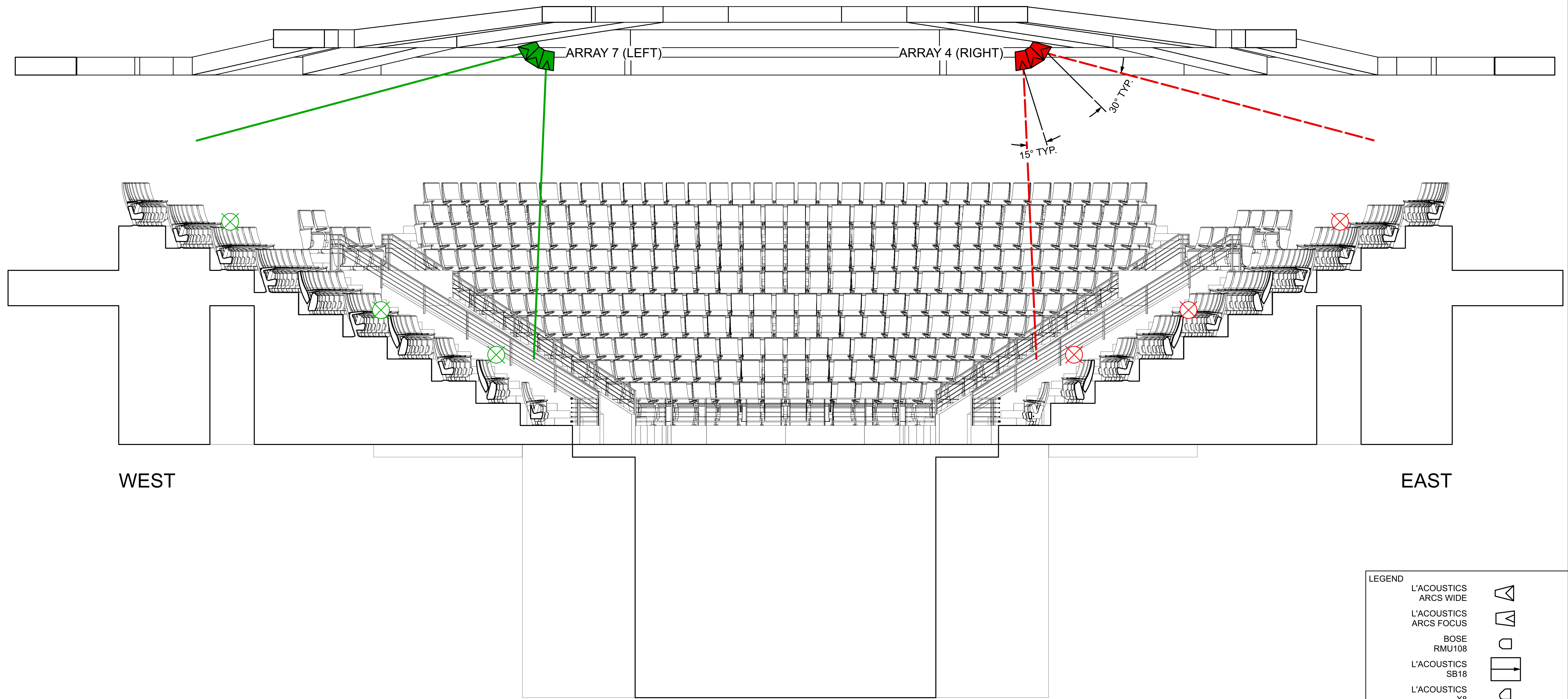
The designer agrees to make prompt alterations to any specification found to be incompatible with proper safety precautions.

TITLE
**MAINS
E/W SECTION
PLACEMENT**

SHEET SPEAKER PLOT


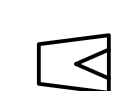
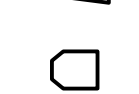
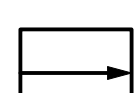
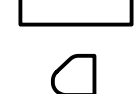

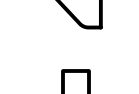








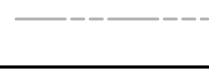


6
64

LAST UPDATED
Nov 2, 2022 SCALE
1/4" = 1'



WEST

EAST

LEGEND	
L'ACOUSTICS ARCS WIDE	
L'ACOUSTICS ARCS FOCUS	
BOSE RMU108	
L'ACOUSTICS SB18	
L'ACOUSTICS X8	
L'ACOUSTICS X12	
L'ACOUSTICS 5xT	
QSC K8	
AIM POINT	
ARRAY LEFT	
ARRAY RIGHT	
VIP	
FF	
SUBS	
SURROUNDS	
STG MON UP	
STG MON DOWN	
VOM FX	

NOTES
-CORRESPONDING FILE:
'CS Block Diagram'
BD-08
- ARRAYS ARE HUNG FROM WIFOBUMP HOLE 15
- ARRAYS (FROM TOP TO BOTTOM) ARE ARCS WIDE, ARCS WIDE, ARCS FOCUS

- DISCLAIMER: The designer is responsible for the aural aspects of the production only, and all specifications provided relate solely to the appearance of the sound system and not to matters of electrical or structural soundness and/or safety. The implementation of this design must comply with the most stringent applicable federal and local safety and fire certificates. The designer is not qualified to determine the electrical or structural appropriateness of the design and will not assume responsibility for damages resulting through improper engineering and/or implementation in the handling of the elements of the sound design.

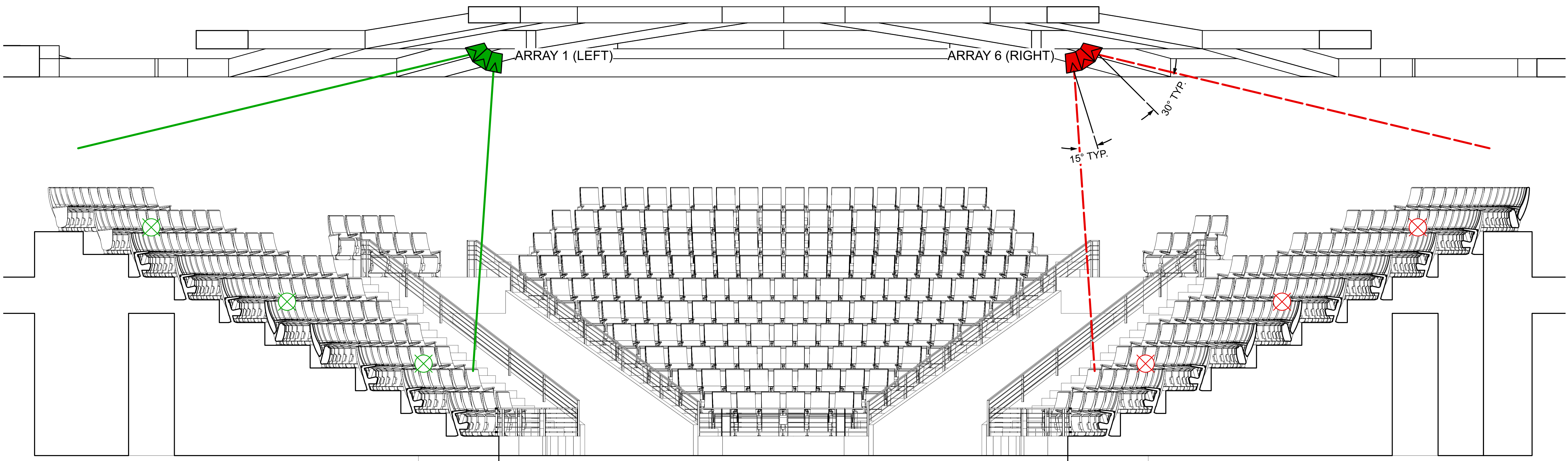
The designer agrees to make prompt alterations to any specification found to be incompatible with proper safety precautions.

TITLE
MAINS N/S SECTION COVERAGE

SHEET SPEAKER PLOT



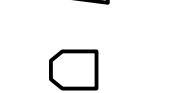
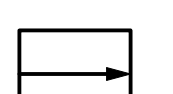
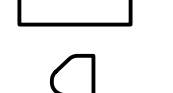

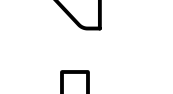

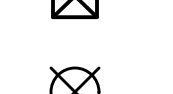





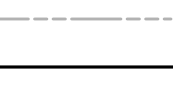

5 / 64

LAST UPDATED **Nov 2, 2022** SCALE 1/4" = 1'



SOUTH (BOOTH SIDE)

NORTH (VIP SIDE)

LEGEND	
L'ACOUSTICS ARCS WIDE	
L'ACOUSTICS ARCS FOCUS	
BOSE RMU108	
L'ACOUSTICS SB18	
L'ACOUSTICS X8	
L'ACOUSTICS X12	
L'ACOUSTICS 5xT	
QSC K8	
AIM POINT	
ARRAY LEFT	
ARRAY RIGHT	
VIP	
FF	
SUBS	
SURROUNDS	
STG MON UP	
STG MON DOWN	
VOM FX	

NOTES
-CORRESPONDING FILE:
'CS Block Diagram'
BD-08
- ARRAYS ARE HUNG FROM
WIFOBUMP HOLE 15
- ARRAYS (FROM TOP TO
BOTTOM) ARE ARCS WIDE,
ARCS WIDE, ARCS FOCUS

- DISCLAIMER: The designer is responsible for the aural aspects of the production only, and all specifications provided relate solely to the appearance of the sound system and not to matters of electrical or structural soundness and/or safety. The implementation of this design must comply with the most stringent applicable federal and local safety and fire certificates. The designer is not qualified to determine the electrical or structural appropriations of the design and will not assume responsibility for damages resulting through improper engineering and/or implementation in the handling of the elements of the sound design.

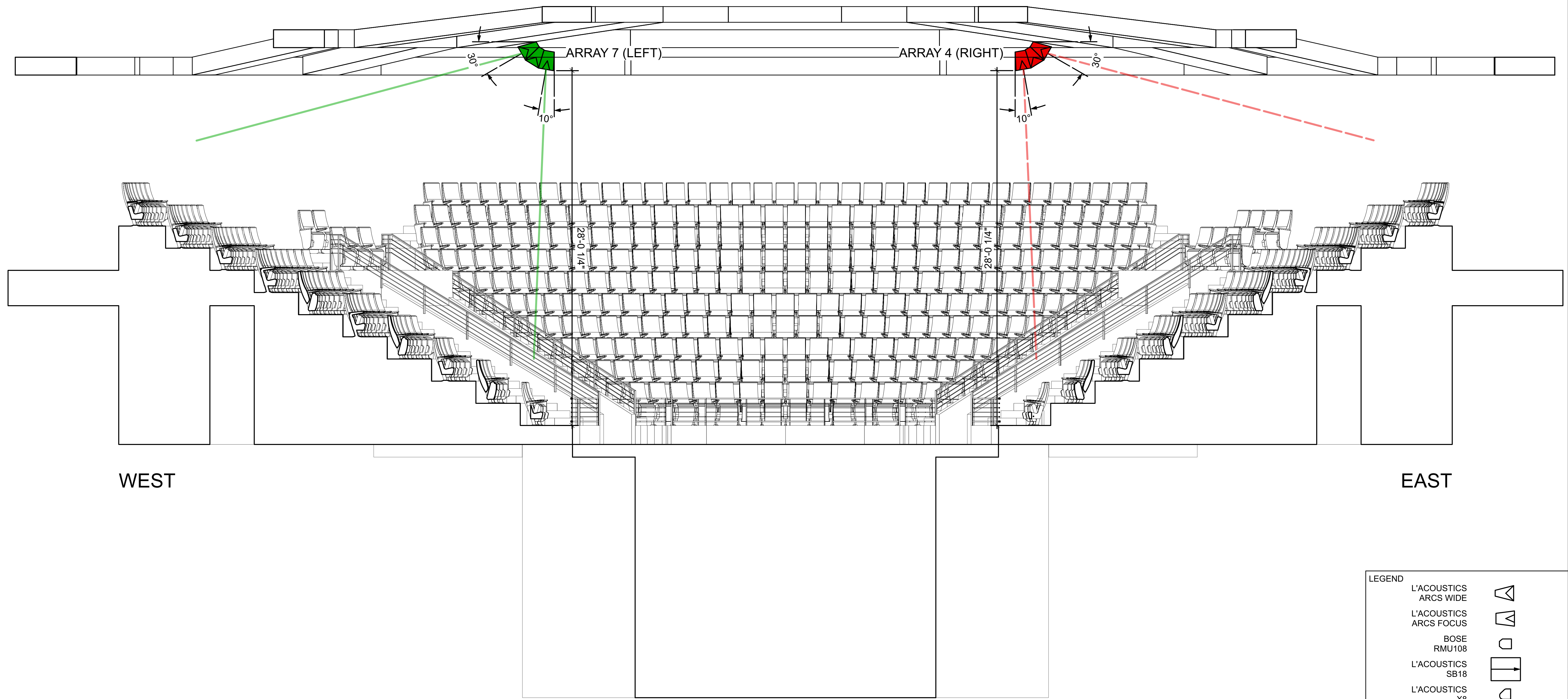
The designer agrees to make prompt alterations to any specification found to be incompatible with proper safety precautions.

TITLE
**MAINS
E/W SECTION
PLACEMENT**

SHEET SPEAKER PLOT

6
64

LAST UPDATED
Nov 2, 2022 SCALE
1/4" = 1'



WEST

EAST

LEGEND	
L'ACOUSTICS ARCS WIDE	
L'ACOUSTICS ARCS FOCUS	
BOSE RMU108	
L'ACOUSTICS SB18	
L'ACOUSTICS X8	
L'ACOUSTICS X12	
L'ACOUSTICS 5xT	
QSC K8	
AIM POINT	
ARRAY LEFT	
ARRAY RIGHT	
VIP	
FF	
SUBS	
SURROUNDS	
STG MON UP	
STG MON DOWN	
VOM FX	

NOTES
-CORRESPONDING FILE:
'CS Block Diagram'
BD-08
- ARRAYS ARE HUNG FROM WIFOBUMP HOLE 15
- ARRAYS (FROM TOP TO BOTTOM) ARE ARCS WIDE, ARCS WIDE, ARCS FOCUS

- DISCLAIMER: The designer is responsible for the aural aspects of the production only, and all specifications provided relate solely to the appearance of the sound system and not to matters of electrical or structural soundness and/or safety. The implementation of this design must comply with the most stringent applicable federal and local safety and fire certificates. The designer is not qualified to determine the electrical or structural appropriations of the design and will not assume responsibility for damages resulting through improper engineering and/or implementation in the handling of the elements of the sound design.

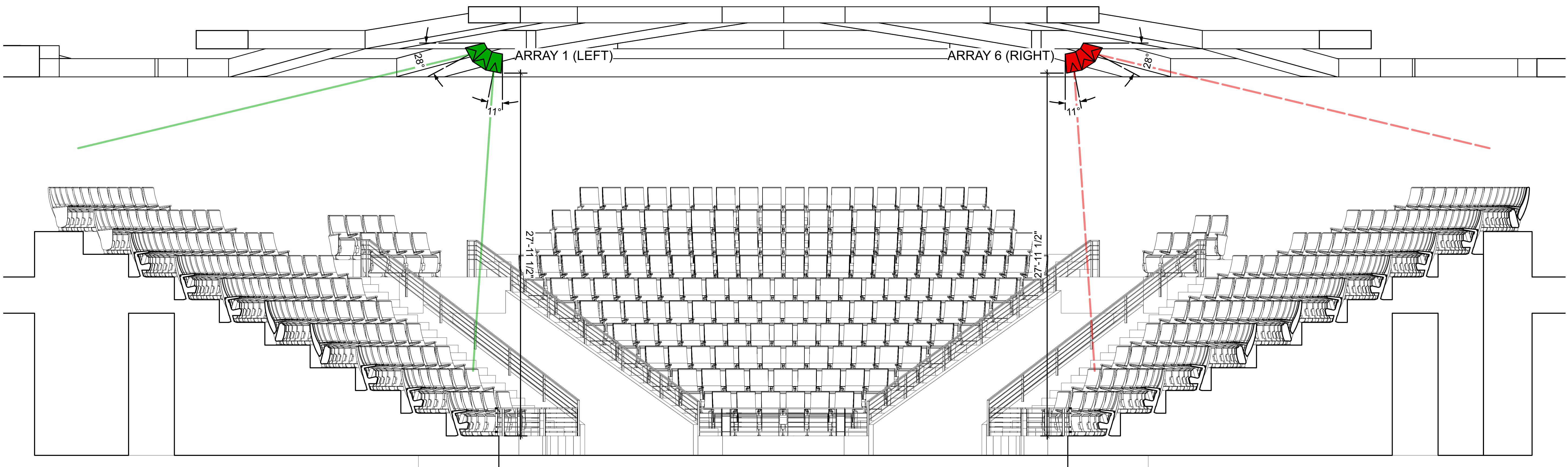
The designer agrees to make prompt alterations to any specification found to be incompatible with proper safety precautions.

TITLE
MAINS N/S SECTION PLACEMENT

SHEET SPEAKER PLOT







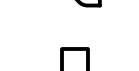











7 / **64**

LAST UPDATED **Nov 2, 2022** SCALE **1/4" = 1'**



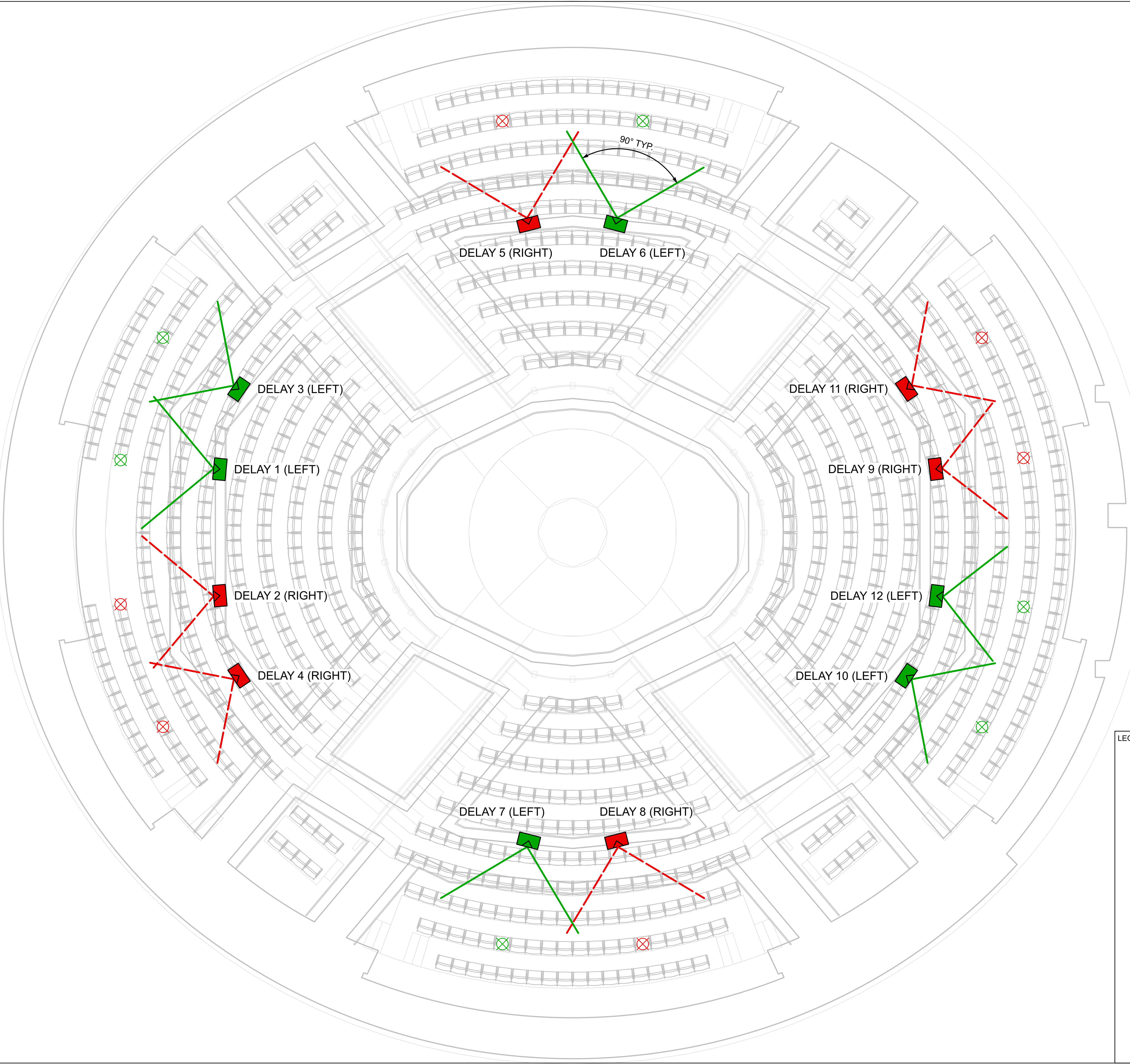
SOUTH (BOOTH SIDE)

NORTH (VIP SIDE)

LEGEND	
L'ACOUSTICS ARCS WIDE	
L'ACOUSTICS ARCS FOCUS	
BOSE RMU108	
L'ACOUSTICS SB18	
L'ACOUSTICS X8	
L'ACOUSTICS X12	
L'ACOUSTICS 5xT	
QSC K8	
AIM POINT	
ARRAY LEFT	
ARRAY RIGHT	
VIP	
FF	
SUBS	
SURROUNDS	
STG MON UP	
STG MON DOWN	
VOM FX	

SOUTH
(BOOTH SIDE)

NORTH
(VIP SIDE)



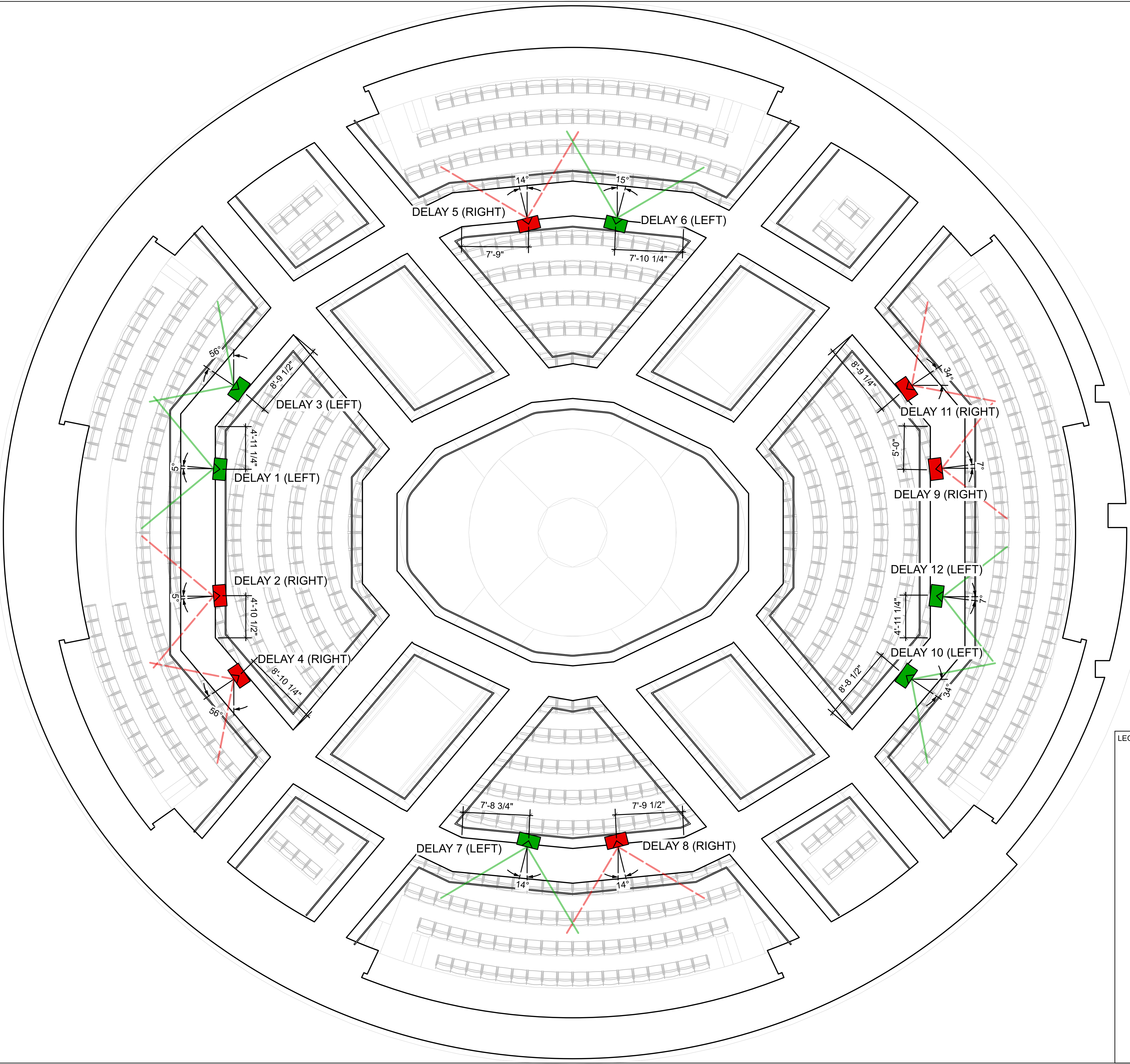
LEGEND	
L'ACOUSTICS ARCS WIDE	
L'ACOUSTICS ARCS FOCUS	
BOSE RMU108	
L'ACOUSTICS SB18	
L'ACOUSTICS X8	
L'ACOUSTICS X12	
L'ACOUSTICS 5xT	
QSC K8	
AIM POINT	
ARRAY LEFT	
ARRAY RIGHT	
VIP	
FF	
SUBS	
SURROUNDS	
STG MON UP	
STG MON DOWN	
VOM FX	

- DISCLAIMER: The designer is responsible for the aural aspects of the production only, and all specifications provided relate solely to the appearance of the sound system and not to matters of electrical or structural soundness and/or safety. The implementation of this design must comply with the most stringent applicable federal and local safety and fire certificates. The designer is not qualified to determine the electrical or structural appropriateness of the design and will not assume responsibility for damages resulting through improper engineering and/or implementation in the handling of the elements of the sound design.




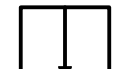














The designer agrees to make prompt alterations to any specification found to be incompatible with proper safety precautions.

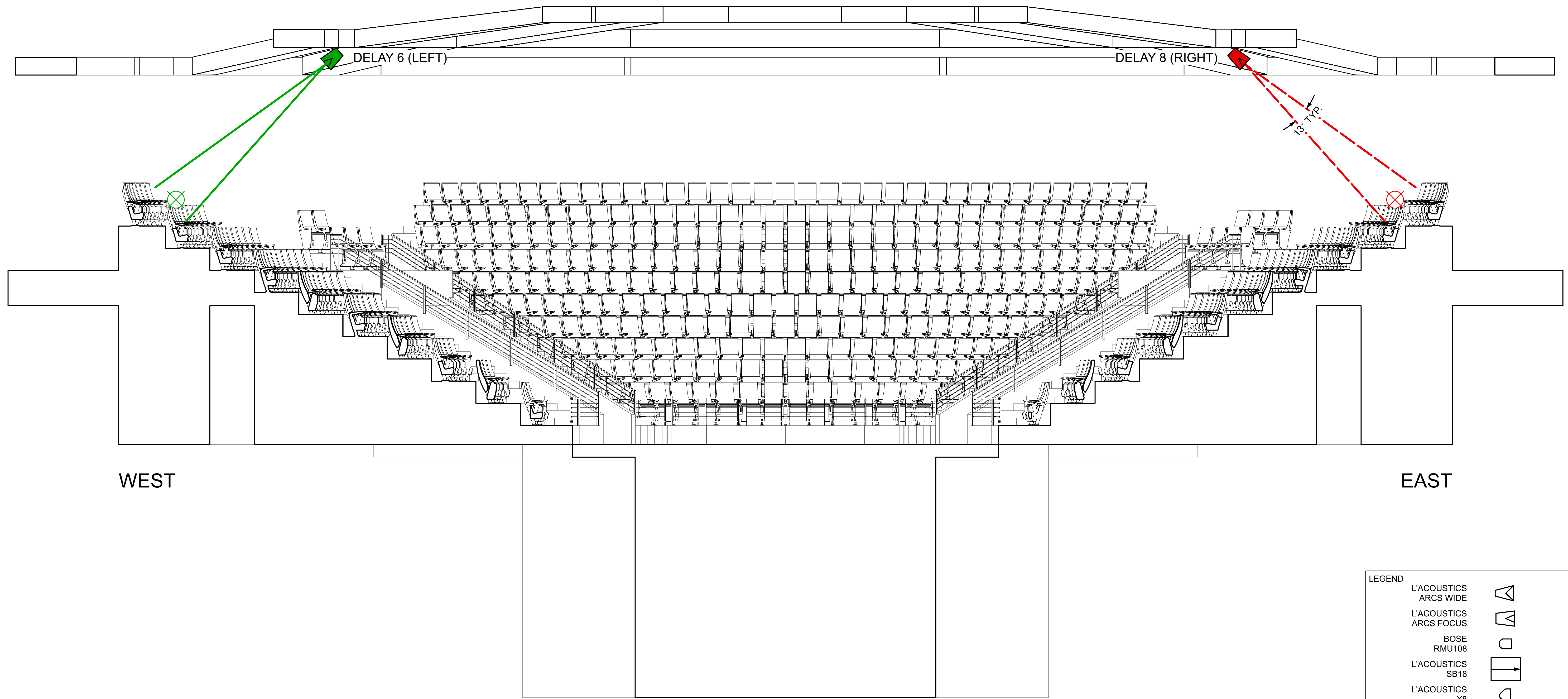
**SOUTH
(BOOTH SIDE)**

**NORTH
(VIP SIDE)**





















LEGEND

L'ACOUSTICS ARCS WIDE	
L'ACOUSTICS ARCS FOCUS	
BOSE RMU108	
L'ACOUSTICS SB18	
L'ACOUSTICS X8	
L'ACOUSTICS X12	
L'ACOUSTICS 5xT	
QSC K8	
AIM POINT	
ARRAY LEFT	
ARRAY RIGHT	
VIP	
FF	
SUBS	
SURROUNDS	
STG MON UP	
STG MON DOWN	
VOM FX	



- DISCLAIMER: The designer is responsible for the aural aspects of the production only, and all specifications provided relate solely to the appearance of the sound system and not to matters of electrical or structural soundness and/or safety. The implementation of this design must comply with the most stringent applicable federal and local safety and fire certificates. The designer is not qualified to determine the electrical or structural appropriations of the design and will not assume responsibility for damages resulting through improper engineering and/or implementation in the handling of the elements of the sound design.

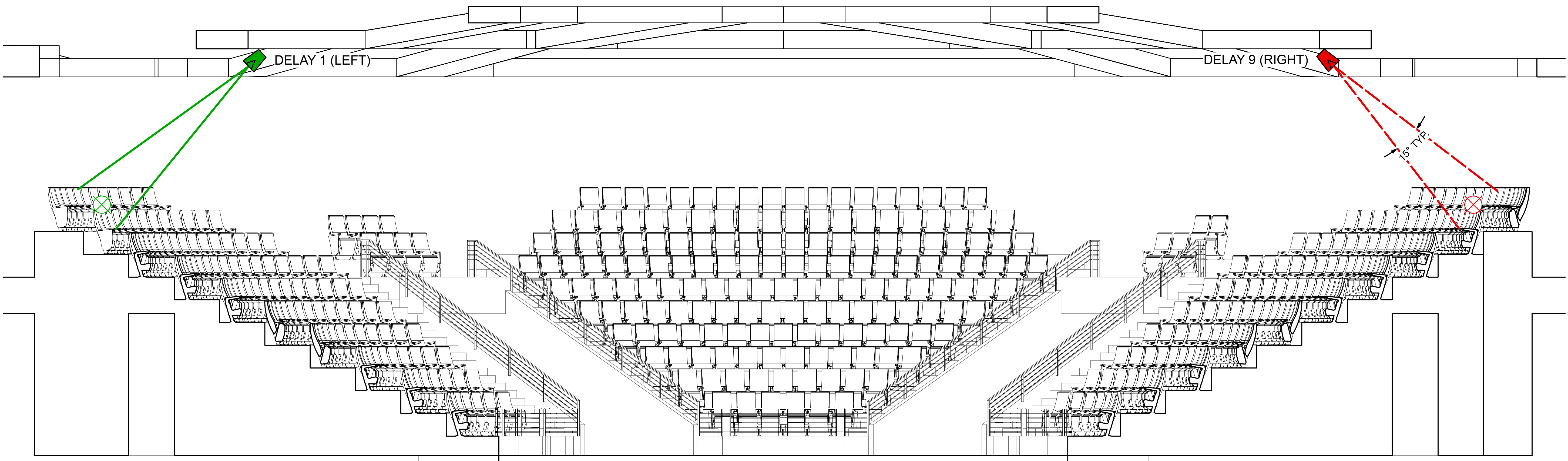
The designer agrees to make prompt alterations to any specification found to be incompatible with proper safety precautions.

LEGEND	
L'ACOUSTICS ARCS WIDE	
L'ACOUSTICS ARCS FOCUS	
BOSE RMU108	
L'ACOUSTICS SB18	
L'ACOUSTICS X8	
L'ACOUSTICS X12	
L'ACOUSTICS 5xT	
QSC K8	
AIM POINT	
ARRAY LEFT	
ARRAY RIGHT	
VIP	
FF	
SUBS	
SURROUNDS	
STG MON UP	
STG MON DOWN	
VOM FX	

TITLE
**DELAYS
E/W SECTION
COVERAGE**

SHEET SPEAKER PLOT

10
64



**SOUTH
(BOOTH SIDE)**

**NORTH
(VIP SIDE)**

LEGEND	
L'ACOUSTICS ARCS WIDE	
L'ACOUSTICS ARCS FOCUS	
BOSE RMU108	
L'ACOUSTICS SB18	
L'ACOUSTICS X8	
L'ACOUSTICS X12	
L'ACOUSTICS 5xT	
QSC K8	
AIM POINT	
ARRAY LEFT	
ARRAY RIGHT	
VIP	
FF	
SUBS	
SURROUNDS	
STG MON UP	
STG MON DOWN	
VOM FX	

- DISCLAIMER: The designer is responsible for the aural aspects of the production only, and all specifications provided relate solely to the appearance of the sound system and not to matters of electrical or structural soundness and/or safety. The implementation of this design must comply with the most stringent applicable federal and local safety and fire certificates. The designer is not qualified to determine the electrical or structural appropriateness of the design and will not assume responsibility for damages resulting through improper engineering and/or implementation in the handling of the elements of the sound design.

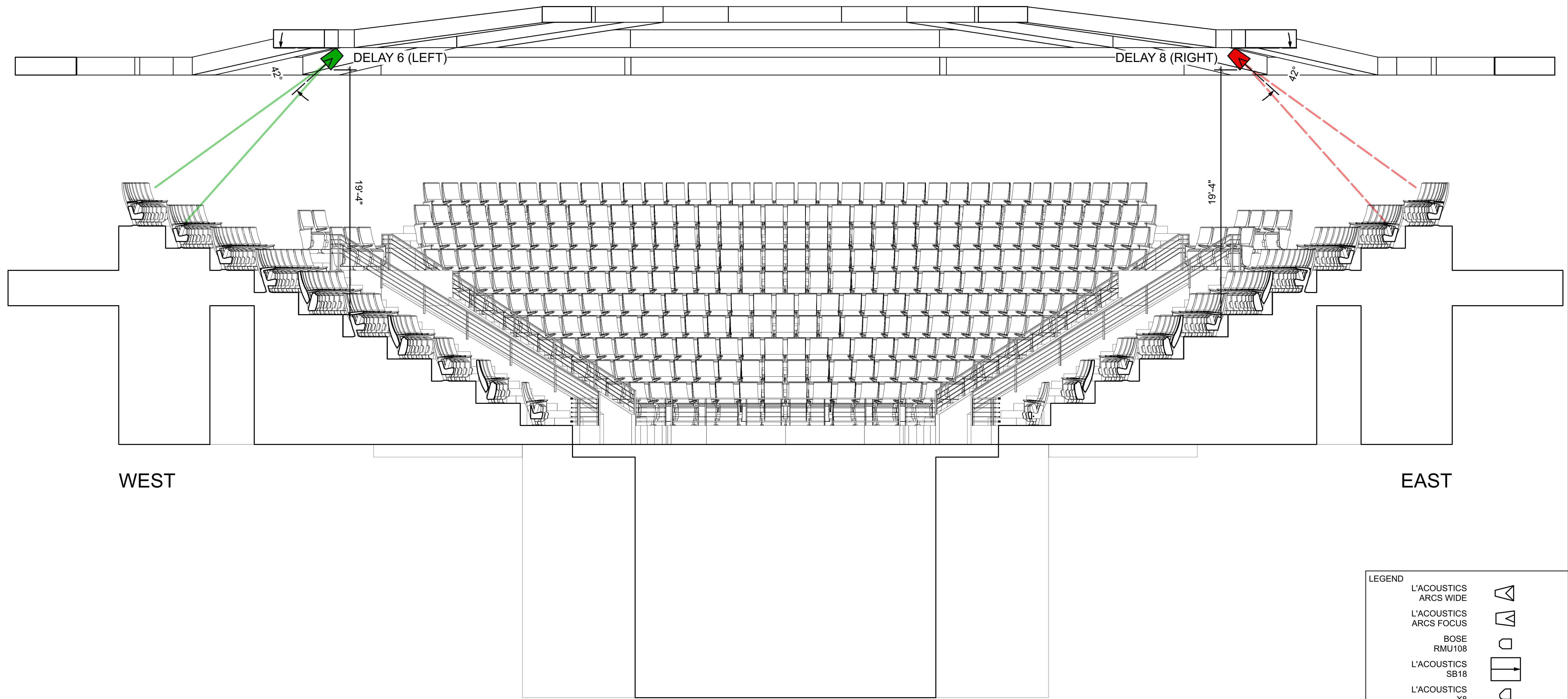
The designer agrees to make prompt alterations to any specification found to be incompatible with proper safety precautions.

TITLE
**DELAYS
N/S SECTION
COVERAGE**

SHEET **11** SPEAKER PLOT



















11 / **64**

LAST UPDATED **Nov 2, 2022** SCALE **1/4" = 1'**



WEST

EAST

LEGEND	
L'ACOUSTICS ARCS WIDE	
L'ACOUSTICS ARCS FOCUS	
BOSE RMU108	
L'ACOUSTICS SB18	
L'ACOUSTICS X8	
L'ACOUSTICS X12	
L'ACOUSTICS 5xT	
QSC K8	
AIM POINT	
ARRAY LEFT	
ARRAY RIGHT	
VIP	
FF	
SUBS	
SURROUNDS	
STG MON UP	
STG MON DOWN	
VOM FX	

- DISCLAIMER: The designer is responsible for the aural aspects of the production only, and all specifications provided relate solely to the appearance of the sound system and not to matters of electrical or structural soundness and/or safety. The implementation of this design must comply with the most stringent applicable federal and local safety and fire certificates. The designer is not qualified to determine the electrical or structural appropriations of the design and will not assume responsibility for damages resulting through improper engineering and/or implementation in the handling of the elements of the sound design.

The designer agrees to make prompt alterations to any specification found to be incompatible with proper safety precautions.

TITLE
**DELAYS
E/W SECTION
PLACEMENT**

SHEET SPEAKER PLOT

12
/ 64

LAST UPDATED
Nov 2, 2022 SCALE
1/4" = 1'

- DISCLAIMER: The designer is responsible for the aural aspects of the production only, and all specifications provided relate solely to the appearance of the sound system and not to matters of electrical or structural soundness and/or safety. The implementation of this design must comply with the most stringent applicable federal and local safety and fire certificates. The designer is not qualified to determine the electrical or structural appropriateness of the design and will not assume responsibility for damages resulting through improper engineering and/or implementation in the handling of the elements of the sound design.

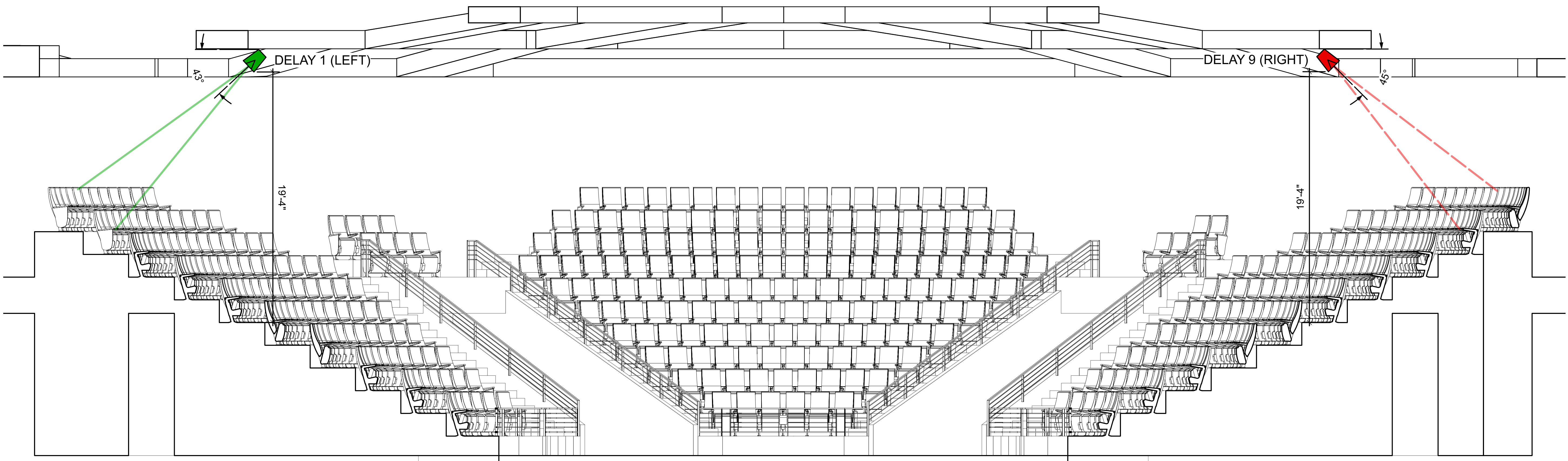
The designer agrees to make prompt alterations to any specification found to be incompatible with proper safety precautions.

TITLE
**DELAYS
N/S SECTION
PLACEMENT**

SHEET SPEAKER PLOT




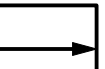


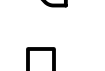











13

64



**SOUTH
(BOOTH SIDE)**

**NORTH
(VIP SIDE)**

LEGEND	
L'ACOUSTICS ARCS WIDE	
L'ACOUSTICS ARCS FOCUS	
BOSE RMU108	
L'ACOUSTICS SB18	
L'ACOUSTICS X8	
L'ACOUSTICS X12	
L'ACOUSTICS 5xT	
QSC K8	
AIM POINT	
ARRAY LEFT	
ARRAY RIGHT	
VIP	
FF	
SUBS	
SURROUNDS	
STG MON UP	
STG MON DOWN	
VOM FX	

VENUE
**YOUNG LIVING
CENTRE STAGE**

DEPARTMENT HEAD
MICHELLE OHUMUKINI
michelleo@hct.org

DRAFTED BY
MATTHEW KUPFERER

NOTES
-CORRESPONDING FILE:
'CS Block Diagram'
BD-10
- ALL SPEAKERS ARE
UNDERNEATH THE CAT-
WALK; SHOWN SOLID (NOT
HIDDEN) FOR CLARITY

- DISCLAIMER: The designer is responsible for the aural aspects of the production only, and all specifications provided relate solely to the appearance of the sound system and not to matters of electrical or structural soundness and/or safety. The implementation of this design must comply with the most stringent applicable federal and local safety and fire certificates. The designer is not qualified to determine the electrical or structural appropriations of the design and will not assume responsibility for damages resulting through improper engineering and/or implementation in the handling of the elements of the sound design.

The designer agrees to make prompt alterations to any specification found to be incompatible with proper safety precautions.

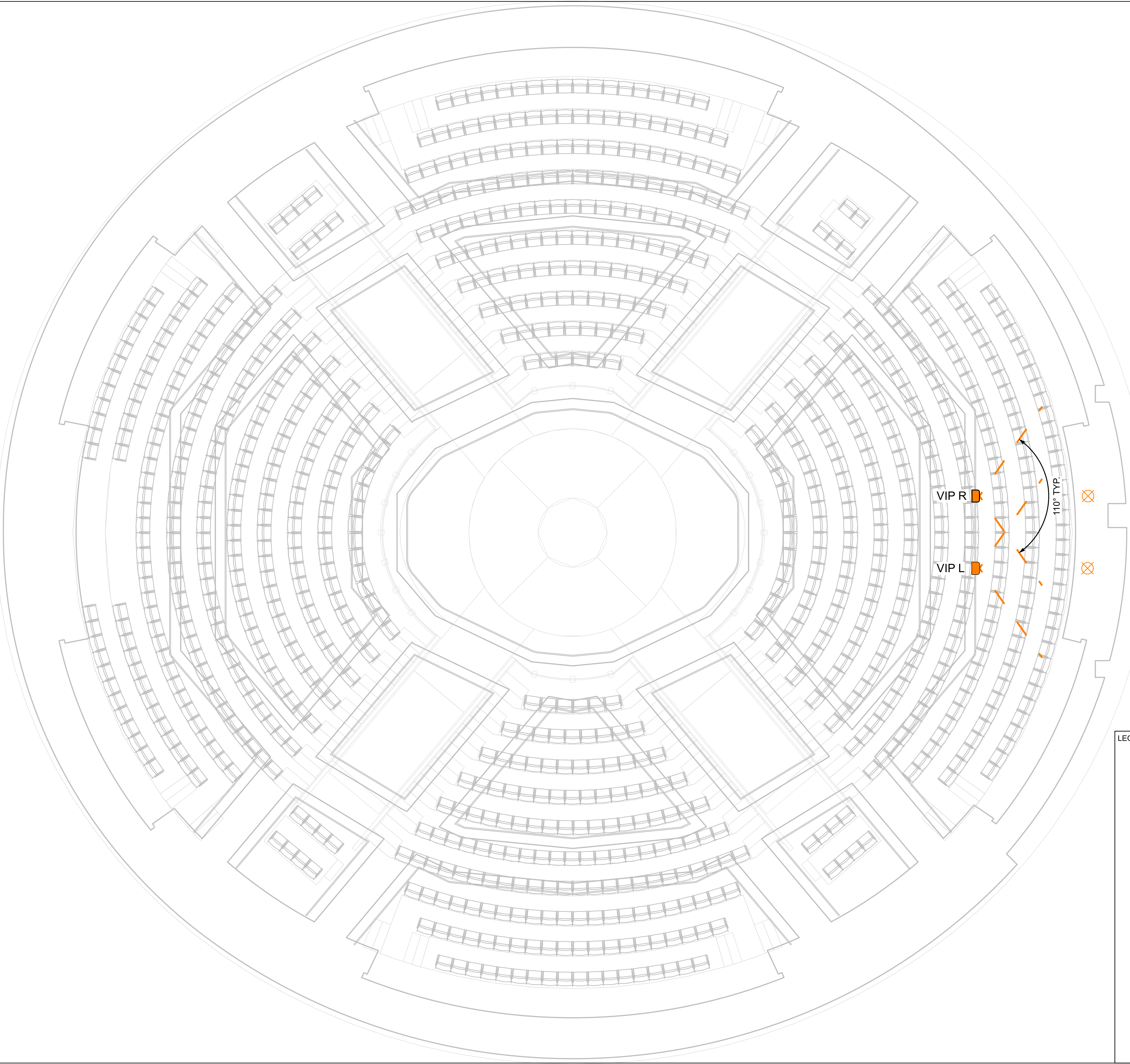
TITLE
**VIP
PLAN
COVERAGE**



















SHEET **14** SPEAKER PLOT **64**

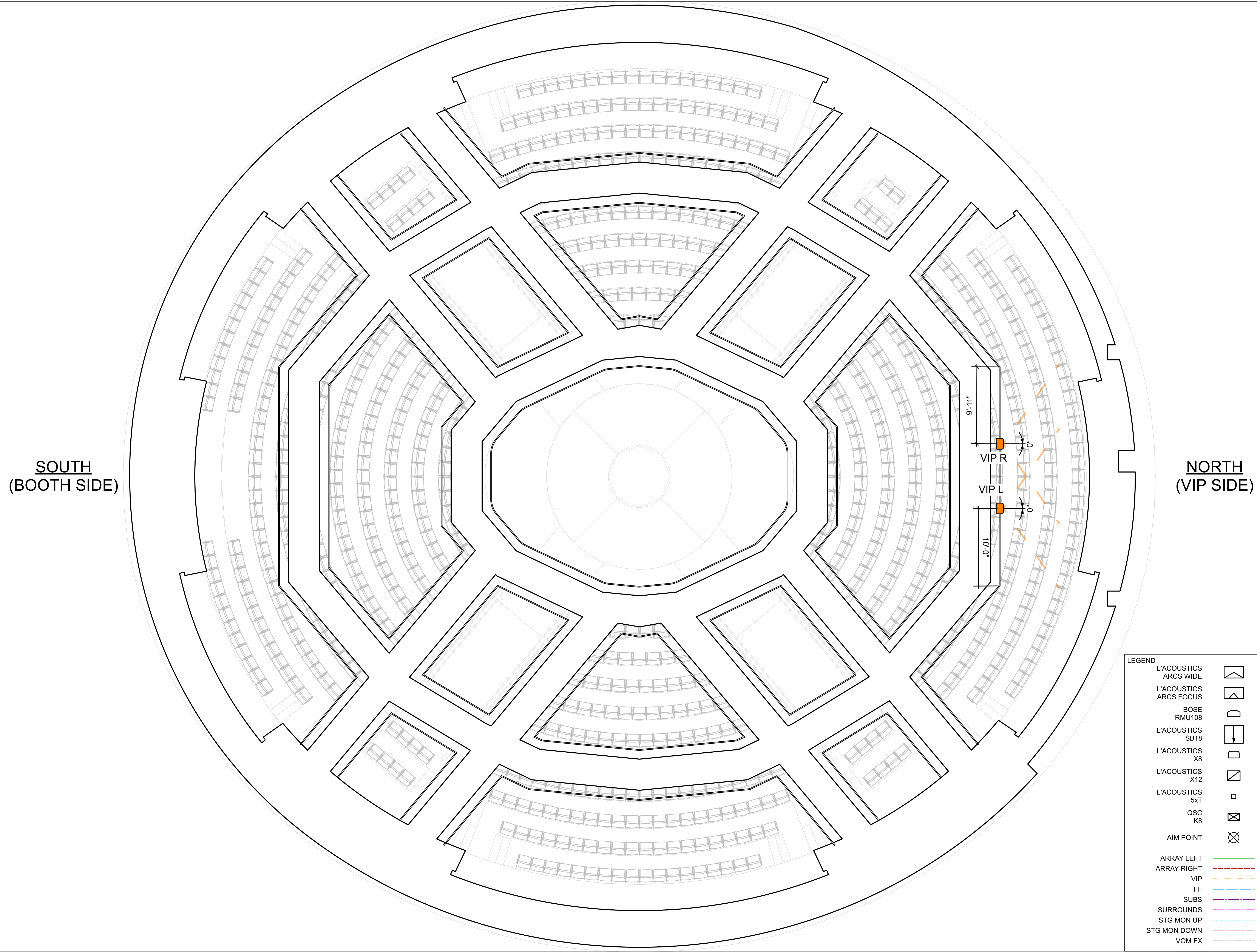
LAST UPDATED **Nov 2, 2022** SCALE **3/16" = 1'**

**SOUTH
(BOOTH SIDE)**

**NORTH
(VIP SIDE)**



LEGEND	
L'ACOUSTICS ARCS WIDE	
L'ACOUSTICS ARCS FOCUS	
BOSE RMU108	
L'ACOUSTICS SB18	
L'ACOUSTICS X8	
L'ACOUSTICS X12	
L'ACOUSTICS 5xT	
QSC K8	
AIM POINT	
ARRAY LEFT	
ARRAY RIGHT	
VIP	
FF	
SUBS	
SURROUNDS	
STG MON UP	
STG MON DOWN	
VOM FX	



**SOUTH
(BOOTH SIDE)**

**NORTH
(VIP SIDE)**

LEGEND

L'ACOUSTICS ARCS WIDE	
L'ACOUSTICS ARCS FOCUS	
BOSE RMU108	
L'ACOUSTICS SB18	
L'ACOUSTICS X8	
L'ACOUSTICS X12	
L'ACOUSTICS 5xT	
QSC K8	
AIM POINT	
ARRAY LEFT	
ARRAY RIGHT	
VIP	
FF	
SUBS	
SURROUNDS	
STG MON UP	
STG MON DOWN	
VOM FX	



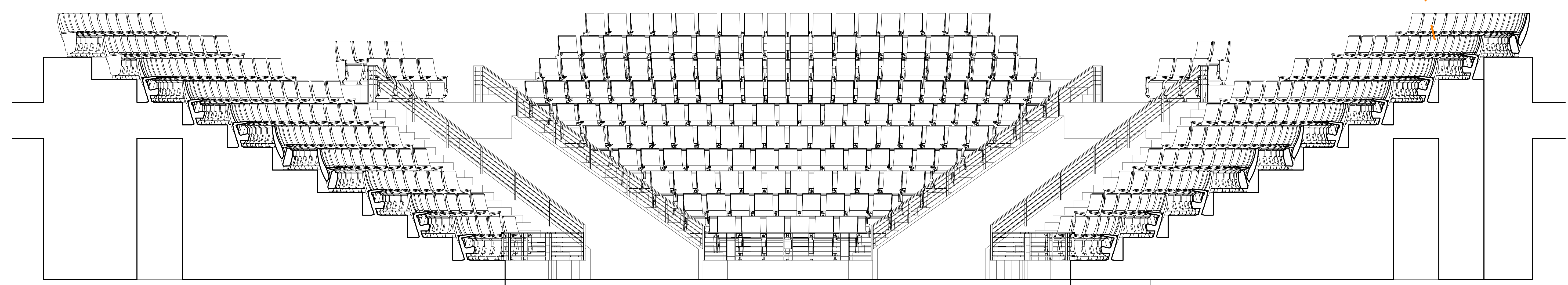
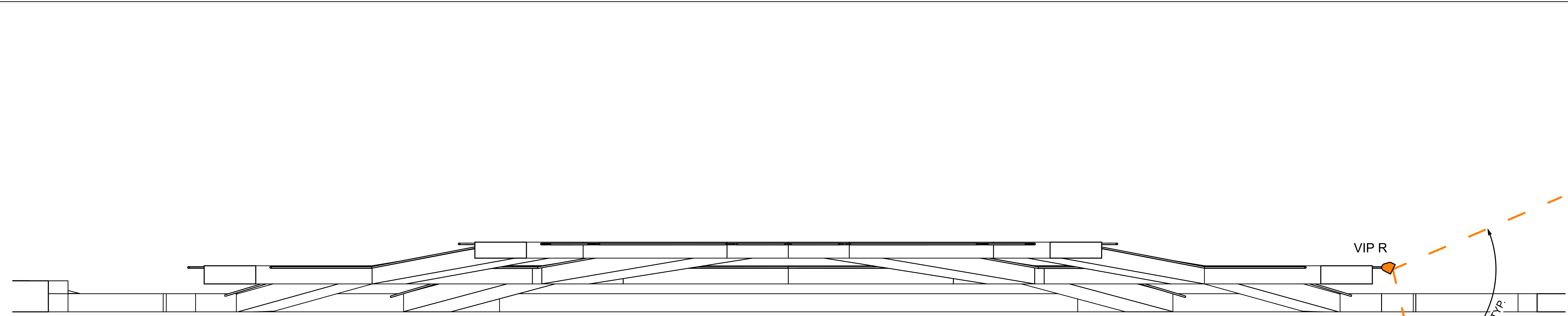
HALE CENTRE THEATRE

VENUE
**YOUNG LIVING
CENTRE STAGE**

DEPARTMENT HEAD
MICHELLE OHUMUKINI
michelleo@hct.org

DRAFTED BY
MATTHEW KUPFERER

NOTES
-CORRESPONDING FILE:
'CS Block Diagram'
BD-10



**SOUTH
(BOOTH SIDE)**

**NORTH
(VIP SIDE)**

LEGEND	
L'ACOUSTICS ARCS WIDE	
L'ACOUSTICS ARCS FOCUS	
BOSE RMU108	
L'ACOUSTICS SB18	
L'ACOUSTICS X8	
L'ACOUSTICS X12	
L'ACOUSTICS 5xT	
QSC K8	
AIM POINT	
ARRAY LEFT	
ARRAY RIGHT	
VIP	
FF	
SUBS	
SURROUNDS	
STG MON UP	
STG MON DOWN	
VOM FX	

- DISCLAIMER: The designer is responsible for the aural aspects of the production only, and all specifications provided relate solely to the appearance of the sound system and not to matters of electrical or structural soundness and/or safety. The implementation of this design must comply with the most stringent applicable federal and local safety and fire certificates. The designer is not qualified to determine the electrical or structural appropriateness of the design and will not assume responsibility for damages resulting through improper engineering and/or implementation in the handling of the elements of the sound design.

The designer agrees to make prompt alterations to any specification found to be incompatible with proper safety precautions.

TITLE
**VIP
N/S SECTION
COVERAGE**

SHEET **16** SPEAKER PLOT **64**

LAST UPDATED **Nov 2, 2022** SCALE **1/4" = 1'**



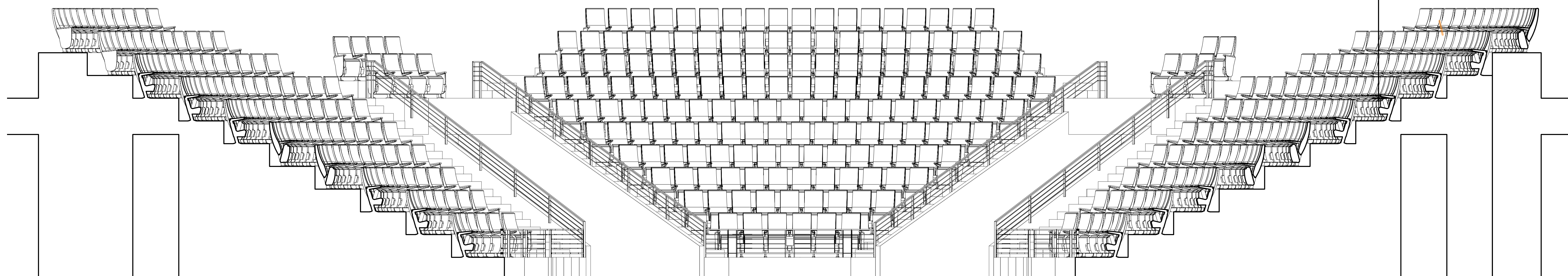
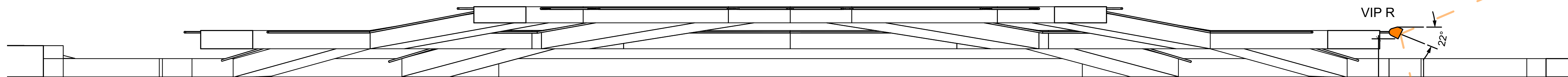
HALE CENTRE THEATRE

VENUE
**YOUNG LIVING
CENTRE STAGE**

DEPARTMENT HEAD
MICHELLE OHUMUKINI
michelleo@hct.org

DRAFTED BY
MATTHEW KUPFERER

NOTES
-CORRESPONDING FILE:
'CS Block Diagram'
BD-10



**SOUTH
(BOOTH SIDE)**

**NORTH
(VIP SIDE)**

LEGEND	
L'ACOUSTICS ARCS WIDE	
L'ACOUSTICS ARCS FOCUS	
BOSE RMU108	
L'ACOUSTICS SB18	
L'ACOUSTICS X8	
L'ACOUSTICS X12	
L'ACOUSTICS 5xT	
QSC K8	
AIM POINT	
ARRAY LEFT	
ARRAY RIGHT	
VIP	
FF	
SUBS	
SURROUNDS	
STG MON UP	
STG MON DOWN	
VOM FX	

- DISCLAIMER: The designer is responsible for the aural aspects of the production only, and all specifications provided relate solely to the appearance of the sound system and not to matters of electrical or structural soundness and/or safety. The implementation of this design must comply with the most stringent applicable federal and local safety and fire certificates. The designer is not qualified to determine the electrical or structural appropriateness of the design and will not assume responsibility for damages resulting through improper engineering and/or implementation in the handling of the elements of the sound design.

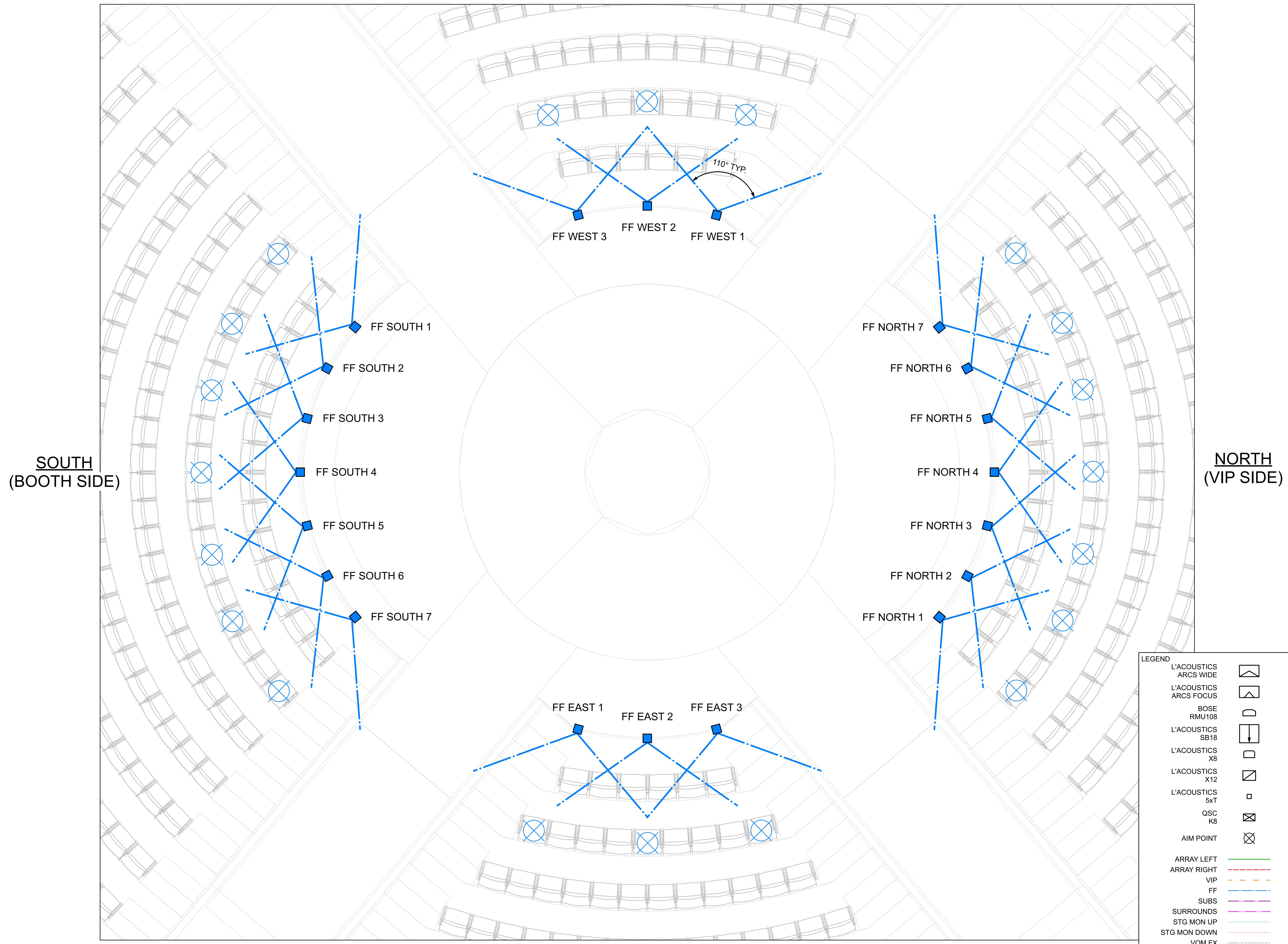
The designer agrees to make prompt alterations to any specification found to be incompatible with proper safety precautions.

TITLE
**VIP
N/S SECTION
PLACEMENT**




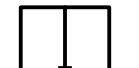






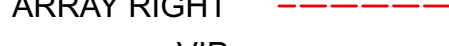

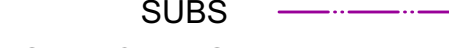
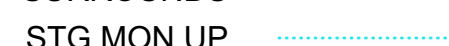




SHEET SPEAKER PLOT

17
64

LAST UPDATED
Nov 2, 2022 SCALE
1/4" = 1'



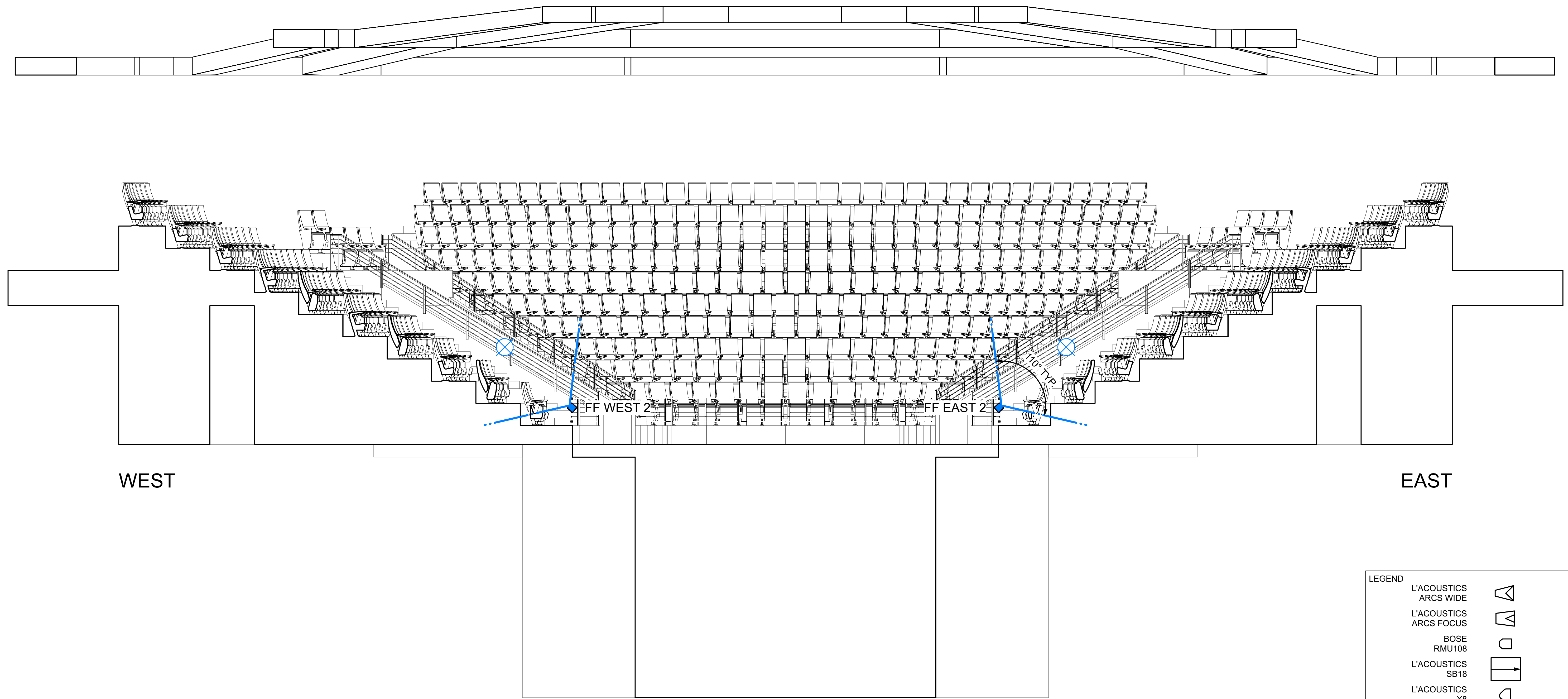
LEGEND

- L'ACOUSTICS ARCS WIDE 
- L'ACOUSTICS ARCS FOCUS 
- BOSE RMU108 
- L'ACOUSTICS SB18 
- L'ACOUSTICS X8 
- L'ACOUSTICS X12 
- L'ACOUSTICS 5xT 
- QSC K8 
- AIM POINT 
- ARRAY LEFT 
- ARRAY RIGHT 
- VIP 
- FF 
- SUBS 
- SURROUNDS 
- STG MON UP 
- STG MON DOWN 
- VOM FX 

- DISCLAIMER: The designer is responsible for the aural aspects of the production only, and all specifications provided relate solely to the appearance of the sound system and not to matters of electrical or structural soundness and/or safety. The implementation of this design must comply with the most stringent applicable federal and local safety and fire certificates. The designer is not qualified to determine the electrical or structural appropriateness of the design and will not assume responsibility for damages resulting through improper engineering and/or implementation in the handling of the elements of the sound design.



















The designer agrees to make prompt alterations to any specification found to be incompatible with proper safety precautions.





- DISCLAIMER: The designer is responsible for the aural aspects of the production only, and all specifications provided relate solely to the appearance of the sound system and not to matters of electrical or structural soundness and/or safety. The implementation of this design must comply with the most stringent applicable federal and local safety and fire certificates. The designer is not qualified to determine the electrical or structural appropriations of the design and will not assume responsibility for damages resulting through improper engineering and/or implementation in the handling of the elements of the sound design.

The designer agrees to make prompt alterations to any specification found to be incompatible with proper safety precautions.

LEGEND	
L'ACOUSTICS ARCS WIDE	
L'ACOUSTICS ARCS FOCUS	
BOSE RMU108	
L'ACOUSTICS SB18	
L'ACOUSTICS X8	
L'ACOUSTICS X12	
L'ACOUSTICS 5xT	
QSC K8	
AIM POINT	
ARRAY LEFT	
ARRAY RIGHT	
VIP	
FF	
SUBS	
SURROUNDS	
STG MON UP	
STG MON DOWN	
VOM FX	

TITLE
**FRONT FILLS
E/W SECTION
COVERAGE**

SHEET SPEAKER PLOT

20 / **64**



HALE

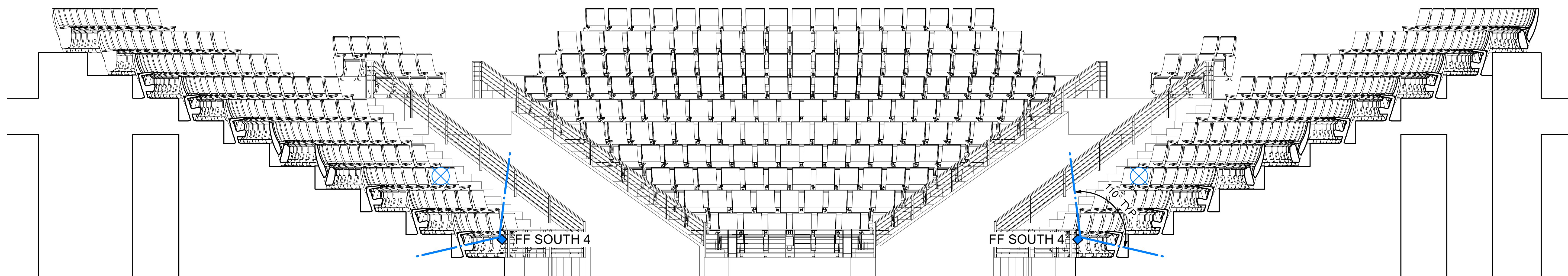
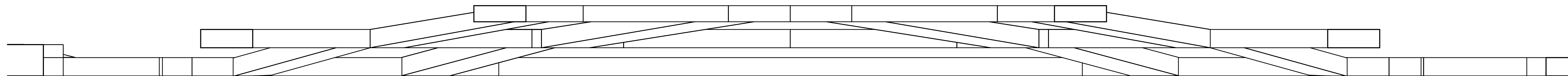
CENTRE THEATRE

VENUE
**YOUNG LIVING
CENTRE STAGE**

DEPARTMENT HEAD
MICHELLE OHUMUKINI
michelleo@hct.org

DRAFTED BY
MATTHEW KUPFERER

NOTES
-CORRESPONDING FILE:
'CS Block Diagram'
BD-10



**SOUTH
(BOOTH SIDE)**

**NORTH
(VIP SIDE)**

- DISCLAIMER: The designer is responsible for the aural aspects of the production only, and all specifications provided relate solely to the appearance of the sound system and not to matters of electrical or structural soundness and/or safety. The implementation of this design must comply with the most stringent applicable federal and local safety and fire certificates. The designer is not qualified to determine the electrical or structural appropriations of the design and will not assume responsibility for damages resulting through improper engineering and/or implementation in the handling of the elements of the sound design.

The designer agrees to make prompt alterations to any specification found to be incompatible with proper safety precautions.

TITLE
**FRONT FILLS
N/S SECTION
COVERAGE**

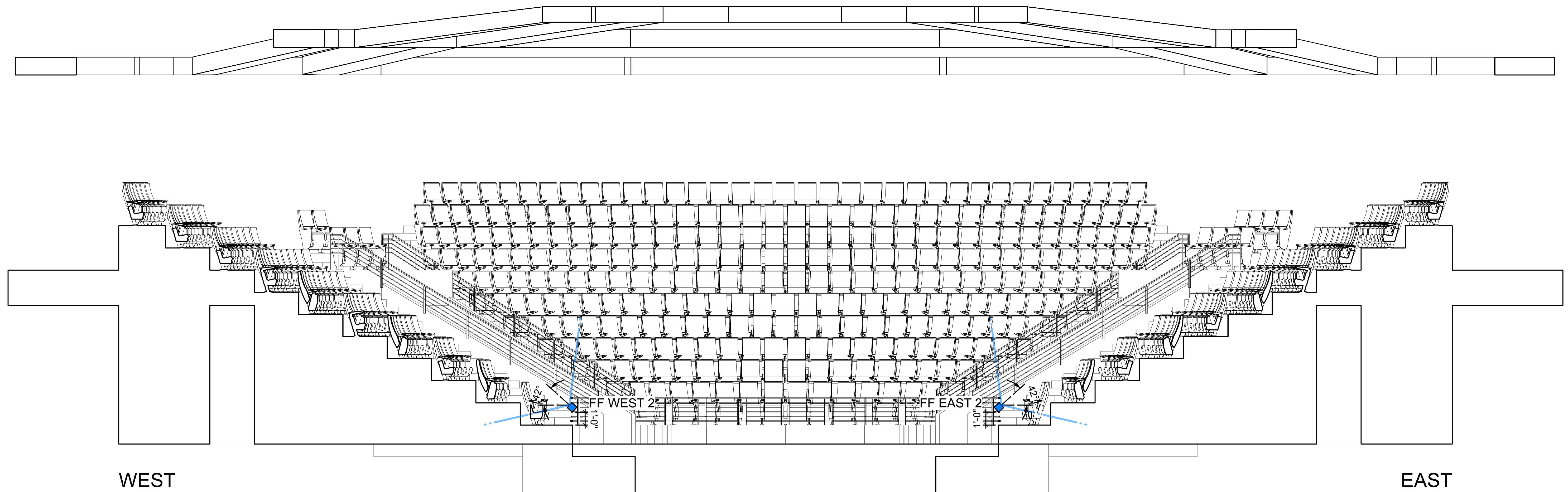
SHEET SPEAKER PLOT

21
64

LEGEND	
L'ACOUSTICS ARCS WIDE	
L'ACOUSTICS ARCS FOCUS	
BOSE RMU108	
L'ACOUSTICS SB18	
L'ACOUSTICS X8	
L'ACOUSTICS X12	
L'ACOUSTICS 5xT	
QSC K8	
AIM POINT	
ARRAY LEFT	
ARRAY RIGHT	
VIP	
FF	
SUBS	
SURROUNDS	
STG MON UP	
STG MON DOWN	
VOM FX	



















LAST UPDATED
Nov 2, 2022

SCALE
1/4" = 1'



- DISCLAIMER: The designer is responsible for the aural aspects of the production only, and all specifications provided relate solely to the appearance of the sound system and not to matters of electrical or structural soundness and/or safety. The implementation of this design must comply with the most stringent applicable federal and local safety and fire certificates. The designer is not qualified to determine the electrical or structural appropriations of the design and will not assume responsibility for damages resulting through improper engineering and/or implementation in the handling of the elements of the sound design.

The designer agrees to make prompt alterations to any specification found to be incompatible with proper safety precautions.

LEGEND	
L'ACOUSTICS ARCS WIDE	
L'ACOUSTICS ARCS FOCUS	
BOSE RMU108	
L'ACOUSTICS SB18	
L'ACOUSTICS X8	
L'ACOUSTICS X12	
L'ACOUSTICS 5xT	
QSC K8	
AIM POINT	
ARRAY LEFT	
ARRAY RIGHT	
VIP	
FF	
SUBS	
SURROUNDS	
STG MON UP	
STG MON DOWN	
VOM FX	

TITLE
**FRONT FILLS
E/W SECTION
PLACEMENT**

SHEET SPEAKER PLOT

22 / **64**



HALE

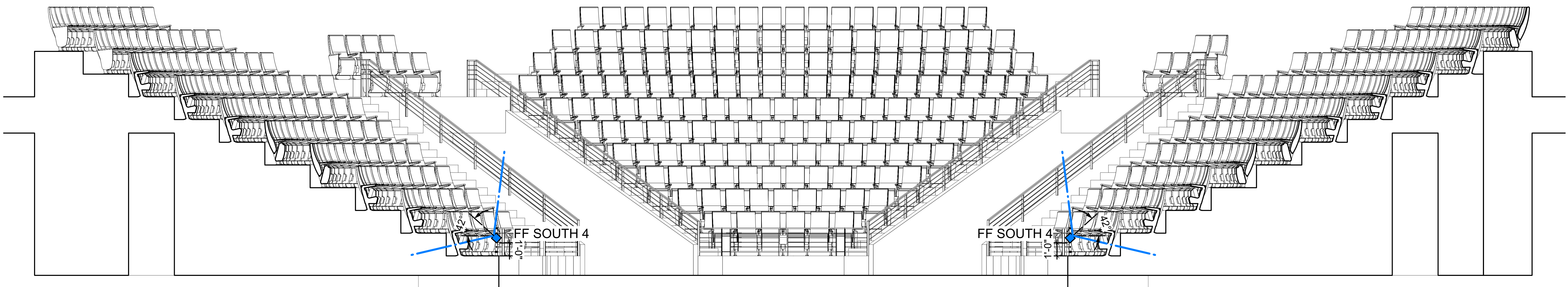
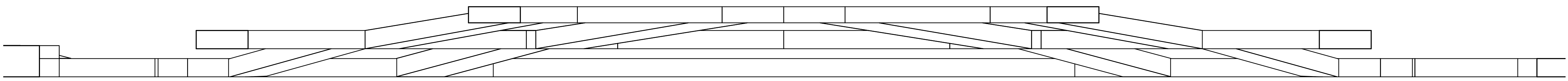
CENTRE THEATRE

VENUE
**YOUNG LIVING
CENTRE STAGE**

DEPARTMENT HEAD
MICHELLE OHUMUKINI
michelleo@hct.org

DRAFTED BY
MATTHEW KUPFERER

NOTES
-CORRESPONDING FILE:
'CS Block Diagram'
BD-10



**SOUTH
(BOOTH SIDE)**

**NORTH
(VIP SIDE)**

- DISCLAIMER: The designer is responsible for the aural aspects of the production only, and all specifications provided relate solely to the appearance of the sound system and not to matters of electrical or structural soundness and/or safety. The implementation of this design must comply with the most stringent applicable federal and local safety and fire certificates. The designer is not qualified to determine the electrical or structural appropriateness of the design and will not assume responsibility for damages resulting through improper engineering and/or implementation in the handling of the elements of the sound design.

The designer agrees to make prompt alterations to any specification found to be incompatible with proper safety precautions.

LEGEND	
L'ACOUSTICS ARCS WIDE	
L'ACOUSTICS ARCS FOCUS	
BOSE RMU108	
L'ACOUSTICS SB18	
L'ACOUSTICS X8	
L'ACOUSTICS X12	
L'ACOUSTICS 5xT	
QSC K8	
AIM POINT	
ARRAY LEFT	
ARRAY RIGHT	
VIP	
FF	
SUBS	
SURROUNDS	
STG MON UP	
STG MON DOWN	
VOM FX	

TITLE
**FRONT FILLS
N/S SECTION
PLACEMENT**

SHEET SPEAKER PLOT

23

64

LAST UPDATED
Nov 2, 2022

SCALE
1/4" = 1'

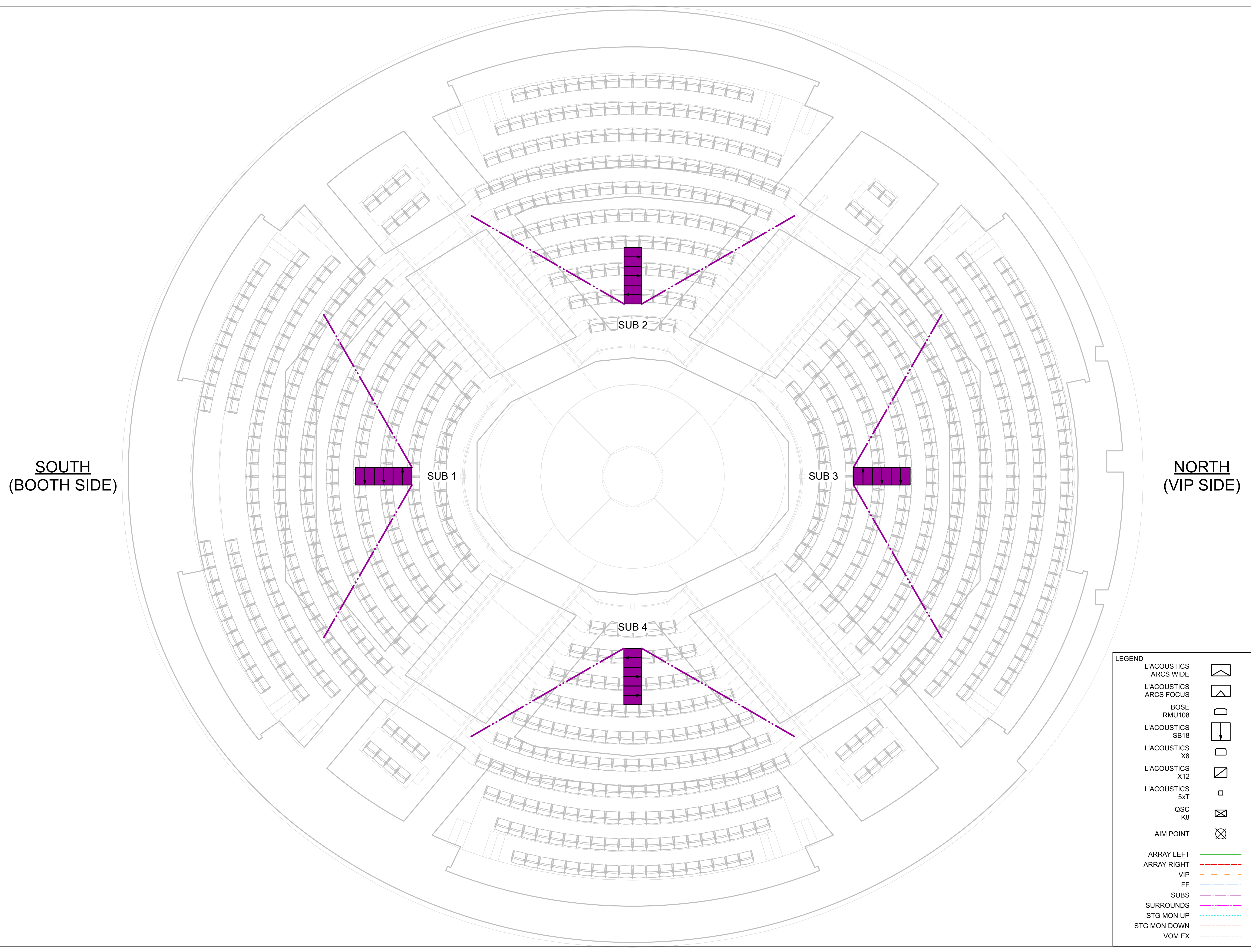
NOTES
-CORRESPONDING FILE:
'CS Block Diagram'
BD-11
- ALL SPEAKERS ARE UNDERNEATH THE CAT-WALK; SHOWN SOLID (NOT HIDDEN) FOR CLARITY
- BOTTOM SUB (CLOSEST TO STAGE) IS FIRING BACKWARDS TO CREATE A CARDIOD PATTERN

- DISCLAIMER: The designer is responsible for the aural aspects of the production only, and all specifications provided relate solely to the appearance of the sound system and not to matters of electrical or structural soundness and/or safety. The implementation of this design must comply with the most stringent applicable federal and local safety and fire certificates. The designer is not qualified to determine the electrical or structural appropriateness of the design and will not assume responsibility for damages resulting through improper engineering and/or implementation in the handling of the elements of the sound design.

The designer agrees to make prompt alterations to any specification found to be incompatible with proper safety precautions.

TITLE
SUBS PLAN COVERAGE

SHEET **24** SPEAKER PLOT **64**



SOUTH
(BOOTH SIDE)

NORTH
(VIP SIDE)

LEGEND	
L'ACOUSTICS ARCS WIDE	
L'ACOUSTICS ARCS FOCUS	
BOSE RMU108	
L'ACOUSTICS SB18	
L'ACOUSTICS X8	
L'ACOUSTICS X12	
L'ACOUSTICS 5xT	
QSC K8	
AIM POINT	
ARRAY LEFT	
ARRAY RIGHT	
VIP	
FF	
SUBS	
SURROUNDS	
STG MON UP	
STG MON DOWN	
VOM FX	

NOTES
 -CORRESPONDING FILE:
 'CS Block Diagram'
 BD-11
 - ALL SPEAKERS ARE UNDERNEATH THE CAT-WALK; SHOWN SOLID (NOT HIDDEN) FOR CLARITY
 - BOTTOM SUB (CLOSEST TO STAGE) IS FIRING BACKWARDS TO CREATE A CARDIOD PATTERN

- DISCLAIMER: The designer is responsible for the aural aspects of the production only, and all specifications provided relate solely to the appearance of the sound system and not to matters of electrical or structural soundness and/or safety. The implementation of this design must comply with the most stringent applicable federal and local safety and fire certificates. The designer is not qualified to determine the electrical or structural appropriateness of the design and will not assume responsibility for damages resulting through improper engineering and/or implementation in the handling of the elements of the sound design.

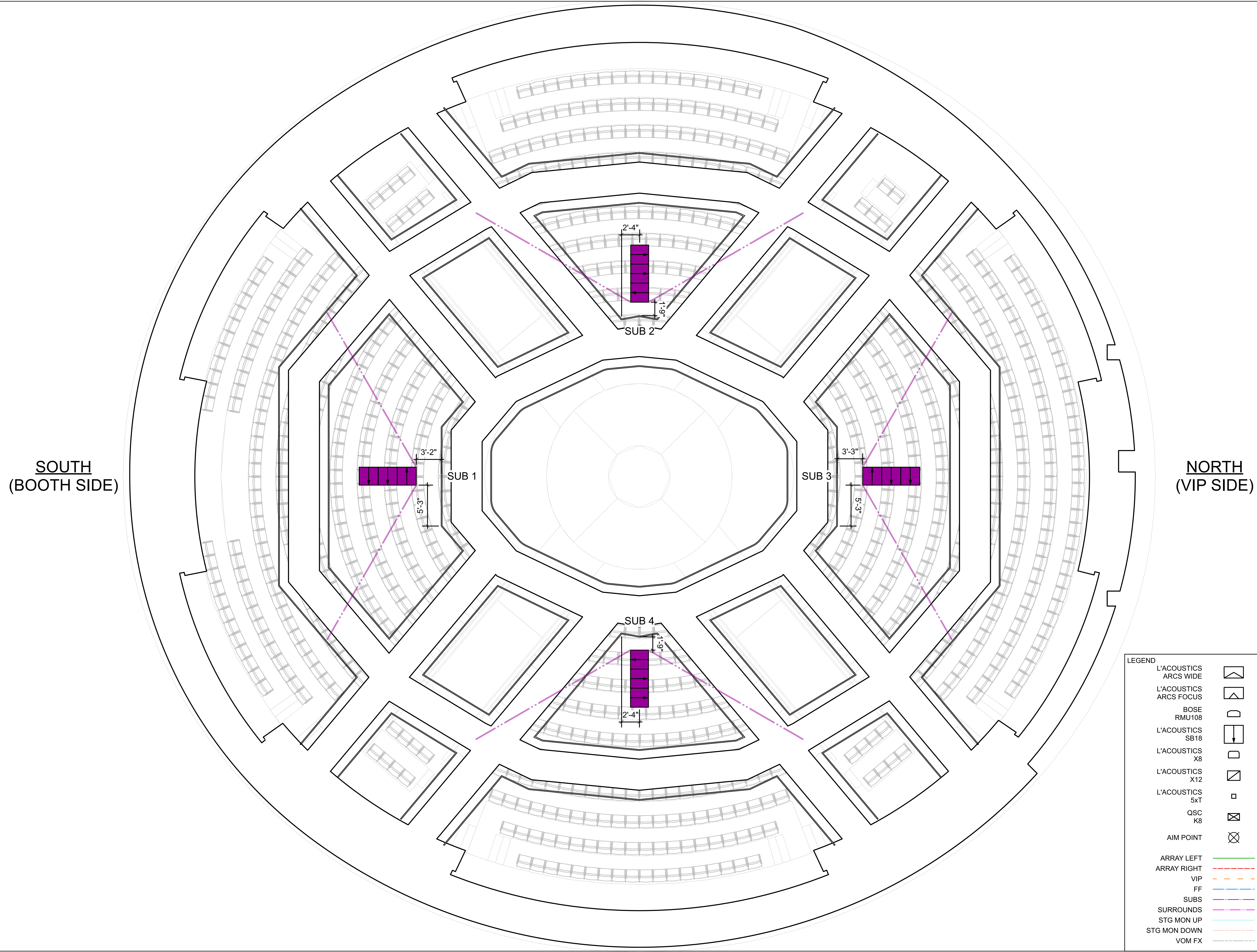
The designer agrees to make prompt alterations to any specification found to be incompatible with proper safety precautions.

TITLE
SUBS PLAN PLACEMENT




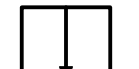














SHEET **25** SPEAKER PLOT

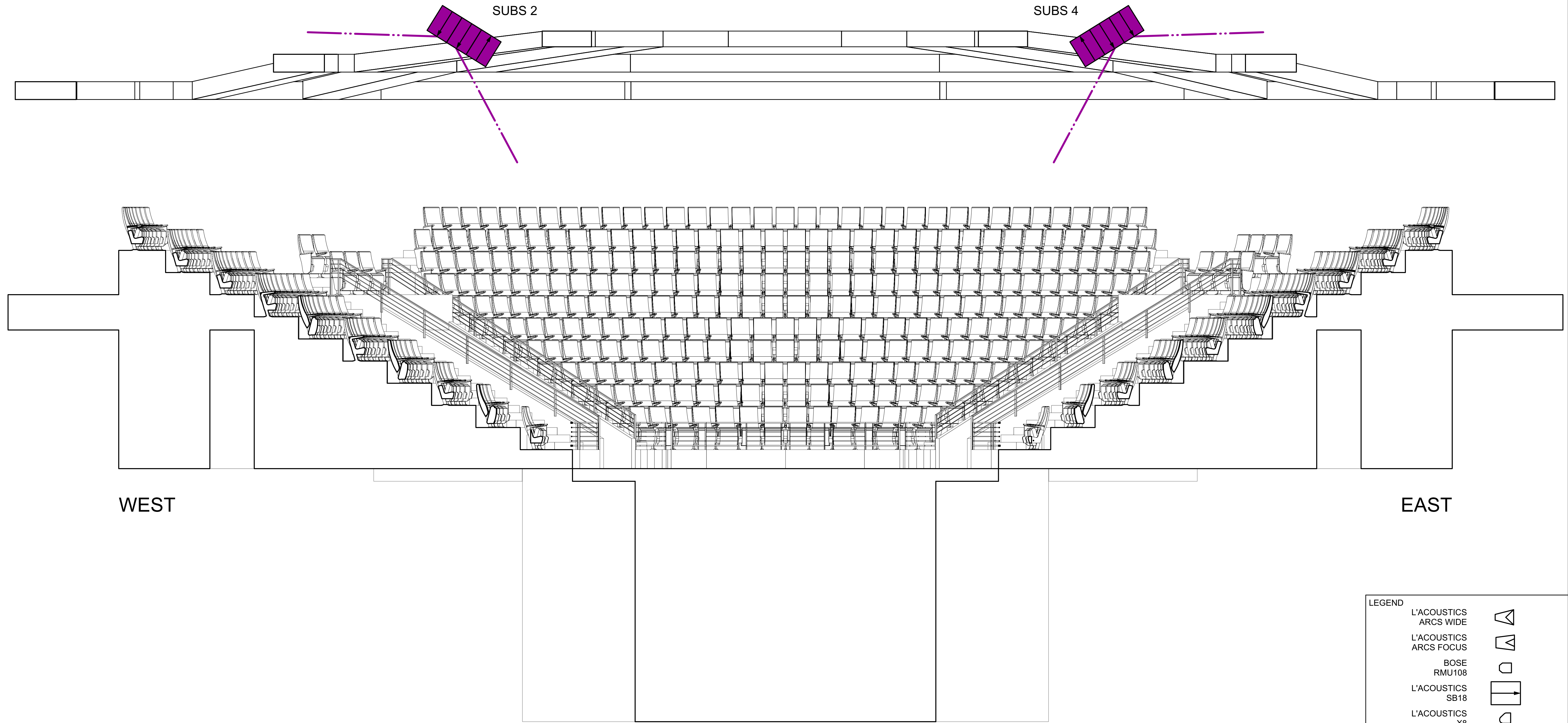
SCALE
3/16" = 1'

LAST UPDATED
Nov 2, 2022





















LEGEND

L'ACOUSTICS ARCS WIDE	
L'ACOUSTICS ARCS FOCUS	
BOSE RMU108	
L'ACOUSTICS SB18	
L'ACOUSTICS X8	
L'ACOUSTICS X12	
L'ACOUSTICS 5xT	
QSC K8	
AIM POINT	
ARRAY LEFT	
ARRAY RIGHT	
VIP	
FF	
SUBS	
SURROUNDS	
STG MON UP	
STG MON DOWN	
VOM FX	



- DISCLAIMER: The designer is responsible for the aural aspects of the production only, and all specifications provided relate solely to the appearance of the sound system and not to matters of electrical or structural soundness and/or safety. The implementation of this design must comply with the most stringent applicable federal and local safety and fire certificates. The designer is not qualified to determine the electrical or structural appropriations of the design and will not assume responsibility for damages resulting through improper engineering and/or implementation in the handling of the elements of the sound design.

The designer agrees to make prompt alterations to any specification found to be incompatible with proper safety precautions.

LEGEND	
L'ACOUSTICS ARCS WIDE	
L'ACOUSTICS ARCS FOCUS	
BOSE RMU108	
L'ACOUSTICS SB18	
L'ACOUSTICS X8	
L'ACOUSTICS X12	
L'ACOUSTICS 5xT	
QSC K8	
AIM POINT	
ARRAY LEFT	
ARRAY RIGHT	
VIP	
FF	
SUBS	
SURROUNDS	
STG MON UP	
STG MON DOWN	
VOM FX	

TITLE
**SUBS
E/W SECTION
COVERAGE**

SHEET **26** SPEAKER PLOT **64**



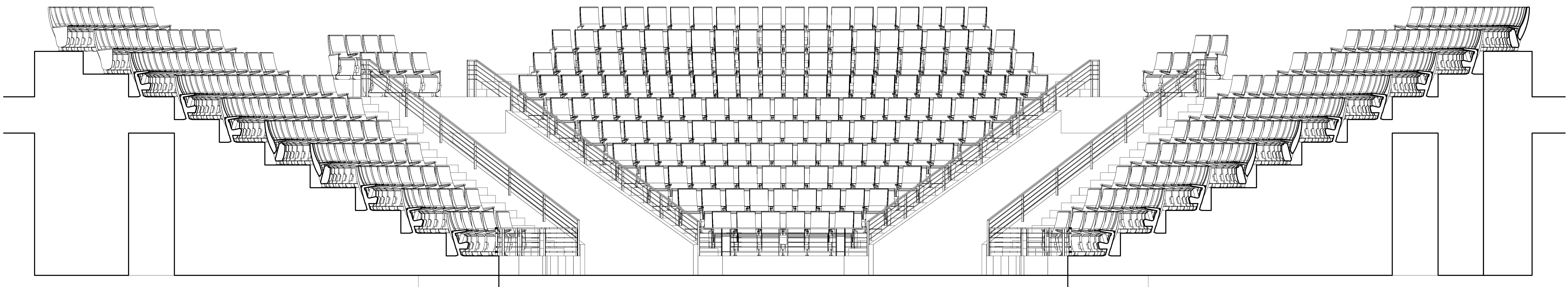
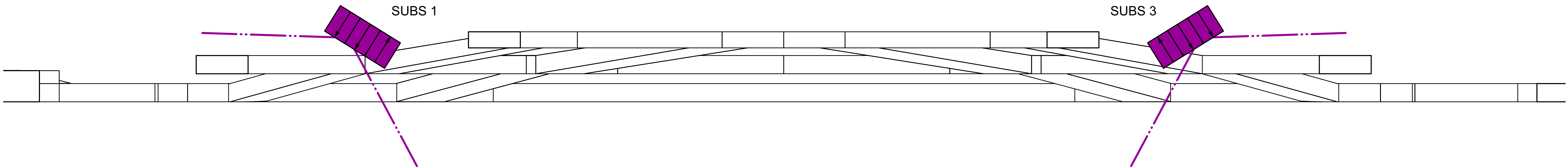
HALE CENTRE THEATRE

VENUE
**YOUNG LIVING
CENTRE STAGE**

DEPARTMENT HEAD
MICHELLE OHUMUKINI
michelleo@hct.org

DRAFTED BY
MATTHEW KUPFERER

NOTES
-CORRESPONDING FILE:
'CS Block Diagram'
BD-11



**SOUTH
(BOOTH SIDE)**

**NORTH
(VIP SIDE)**

LEGEND	
L'ACOUSTICS ARCS WIDE	
L'ACOUSTICS ARCS FOCUS	
BOSE RMU108	
L'ACOUSTICS SB18	
L'ACOUSTICS X8	
L'ACOUSTICS X12	
L'ACOUSTICS 5xT	
QSC K8	
AIM POINT	
ARRAY LEFT	
ARRAY RIGHT	
VIP	
FF	
SUBS	
SURROUNDS	
STG MON UP	
STG MON DOWN	
VOM FX	

- DISCLAIMER: The designer is responsible for the aural aspects of the production only, and all specifications provided relate solely to the appearance of the sound system and not to matters of electrical or structural soundness and/or safety. The implementation of this design must comply with the most stringent applicable federal and local safety and fire certificates. The designer is not qualified to determine the electrical or structural appropriateness of the design and will not assume responsibility for damages resulting through improper engineering and/or implementation in the handling of the elements of the sound design.

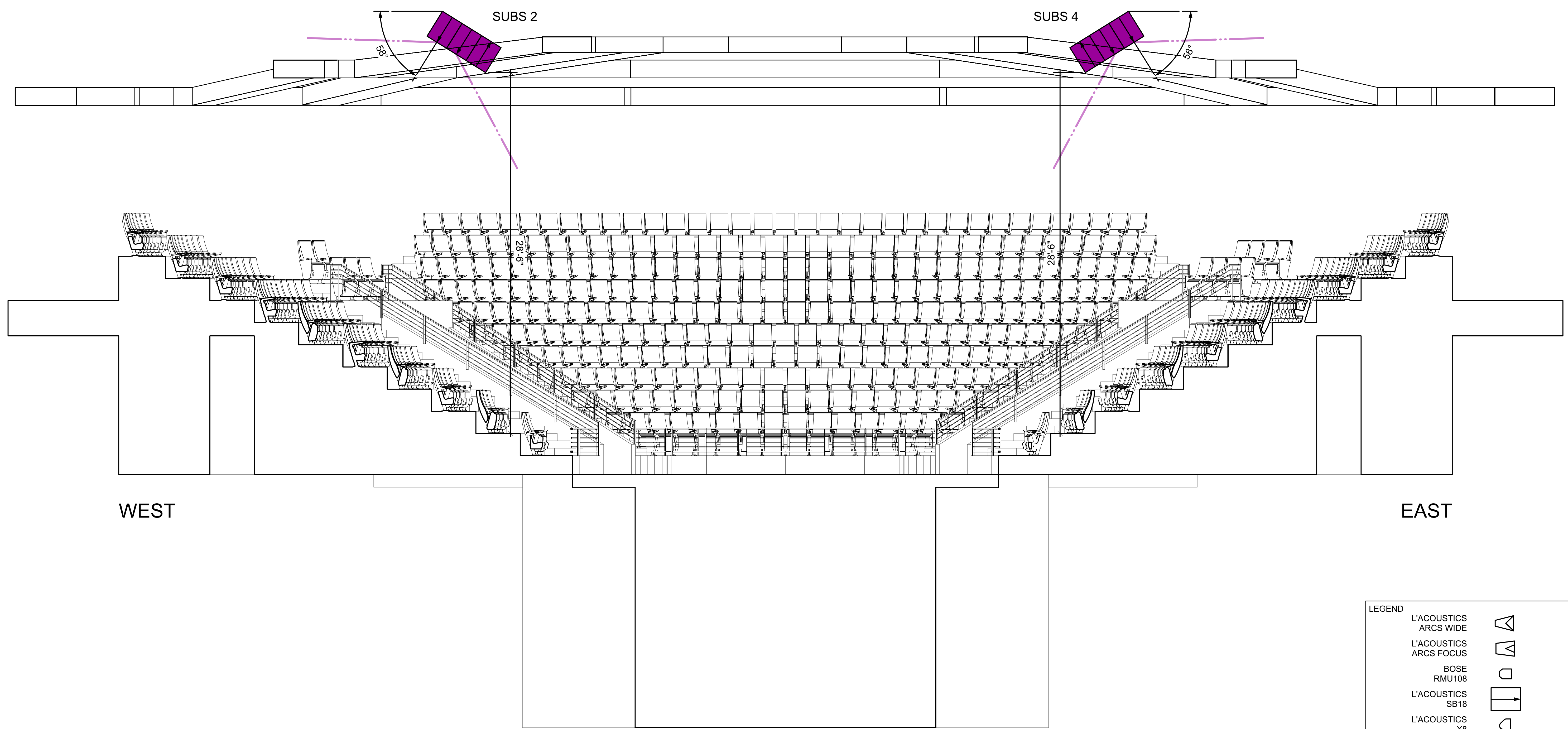
The designer agrees to make prompt alterations to any specification found to be incompatible with proper safety precautions.

TITLE
**SUBS
N/S SECTION
COVERAGE**

SHEET **27** SPEAKER PLOT



















27 / 64

LAST UPDATED **Nov 2, 2022** SCALE **1/4" = 1'**



- DISCLAIMER: The designer is responsible for the aural aspects of the production only, and all specifications provided relate solely to the appearance of the sound system and not to matters of electrical or structural soundness and/or safety. The implementation of this design must comply with the most stringent applicable federal and local safety and fire certificates. The designer is not qualified to determine the electrical or structural appropriations of the design and will not assume responsibility for damages resulting through improper engineering and/or implementation in the handling of the elements of the sound design.

The designer agrees to make prompt alterations to any specification found to be incompatible with proper safety precautions.

LEGEND	
L'ACOUSTICS ARCS WIDE	
L'ACOUSTICS ARCS FOCUS	
BOSE RMU108	
L'ACOUSTICS SB18	
L'ACOUSTICS X8	
L'ACOUSTICS X12	
L'ACOUSTICS 5xT	
QSC K8	
AIM POINT	
ARRAY LEFT	
ARRAY RIGHT	
VIP	
FF	
SUBS	
SURROUNDS	
STG MON UP	
STG MON DOWN	
VOM FX	

TITLE
**SUBS
E/W SECTION
PLACEMENT**

SHEET **28** SPEAKER PLOT **64**



HALE CENTRE THEATRE

VENUE
**YOUNG LIVING
CENTRE STAGE**

DEPARTMENT HEAD
MICHELLE OHUMUKINI
michelleo@hct.org

DRAFTED BY
MATTHEW KUPFERER

NOTES
-CORRESPONDING FILE:
'CS Block Diagram'
BD-11

- DISCLAIMER: The designer is responsible for the aural aspects of the production only, and all specifications provided relate solely to the appearance of the sound system and not to matters of electrical or structural soundness and/or safety. The implementation of this design must comply with the most stringent applicable federal and local safety and fire certificates. The designer is not qualified to determine the electrical or structural appropriateness of the design and will not assume responsibility for damages resulting through improper engineering and/or implementation in the handling of the elements of the sound design.

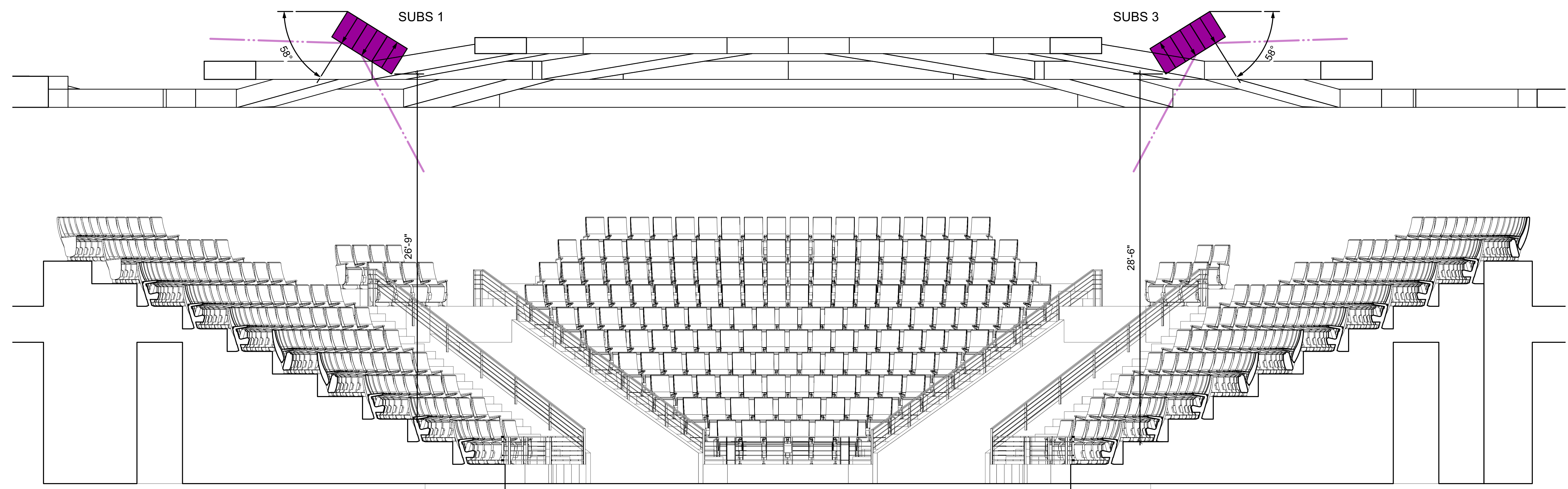
The designer agrees to make prompt alterations to any specification found to be incompatible with proper safety precautions.

TITLE
**SUBS
N/S SECTION
PLACEMENT**

SHEET **29** SPEAKER PLOT

29 / 64

LAST UPDATED **Nov 2, 2022** SCALE **1/4" = 1'**



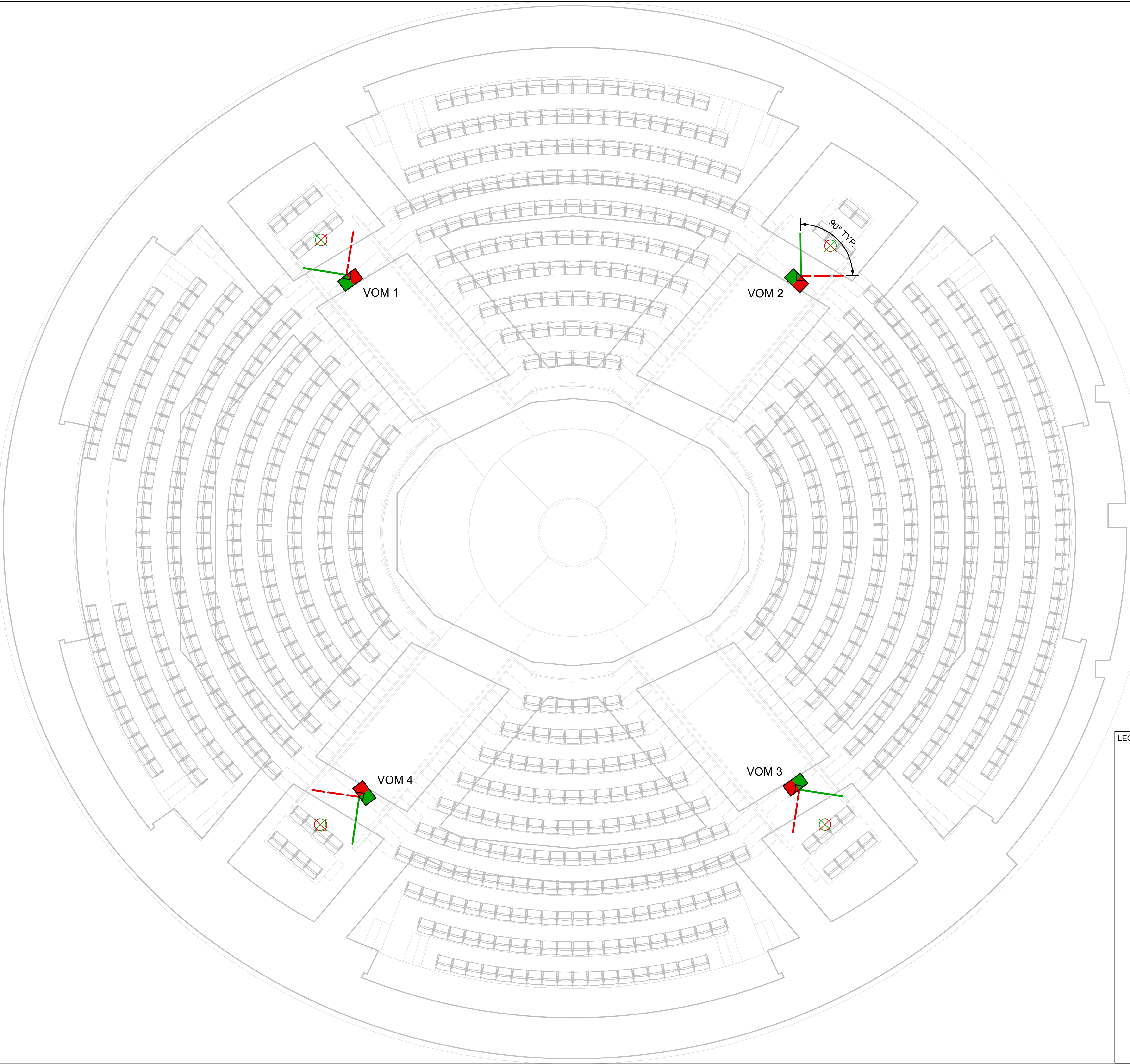
**SOUTH
(BOOTH SIDE)**

**NORTH
(VIP SIDE)**



















LEGEND	
L'ACOUSTICS ARCS WIDE	
L'ACOUSTICS ARCS FOCUS	
BOSE RMU108	
L'ACOUSTICS SB18	
L'ACOUSTICS X8	
L'ACOUSTICS X12	
L'ACOUSTICS 5xT	
QSC K8	
AIM POINT	
ARRAY LEFT	
ARRAY RIGHT	
VIP	
FF	
SUBS	
SURROUNDS	
STG MON UP	
STG MON DOWN	
VOM FX	

SOUTH
(BOOTH SIDE)

NORTH
(VIP SIDE)



LEGEND

L'ACOUSTICS ARCS WIDE	
L'ACOUSTICS ARCS FOCUS	
BOSE RMU108	
L'ACOUSTICS SB18	
L'ACOUSTICS X8	
L'ACOUSTICS X12	
L'ACOUSTICS 5xT	
QSC K8	
AIM POINT	
ARRAY LEFT	
ARRAY RIGHT	
VIP	
FF	
SUBS	
SURROUNDS	
STG MON UP	
STG MON DOWN	
VOM FX	

NOTES
-CORRESPONDING FILE:
'CS Block Diagram'
BD-11
- ALL SPEAKERS ARE UNDERNEATH THE CAT-WALK; SHOWN SOLID (NOT HIDDEN) FOR CLARITY

- DISCLAIMER: The designer is responsible for the aural aspects of the production only, and all specifications provided relate solely to the appearance of the sound system and not to matters of electrical or structural soundness and/or safety. The implementation of this design must comply with the most stringent applicable federal and local safety and fire certificates. The designer is not qualified to determine the electrical or structural appropriations of the design and will not assume responsibility for damages resulting through improper engineering and/or implementation in the handling of the elements of the sound design.

The designer agrees to make prompt alterations to any specification found to be incompatible with proper safety precautions.

TITLE
VOM PLAN PLACEMENT

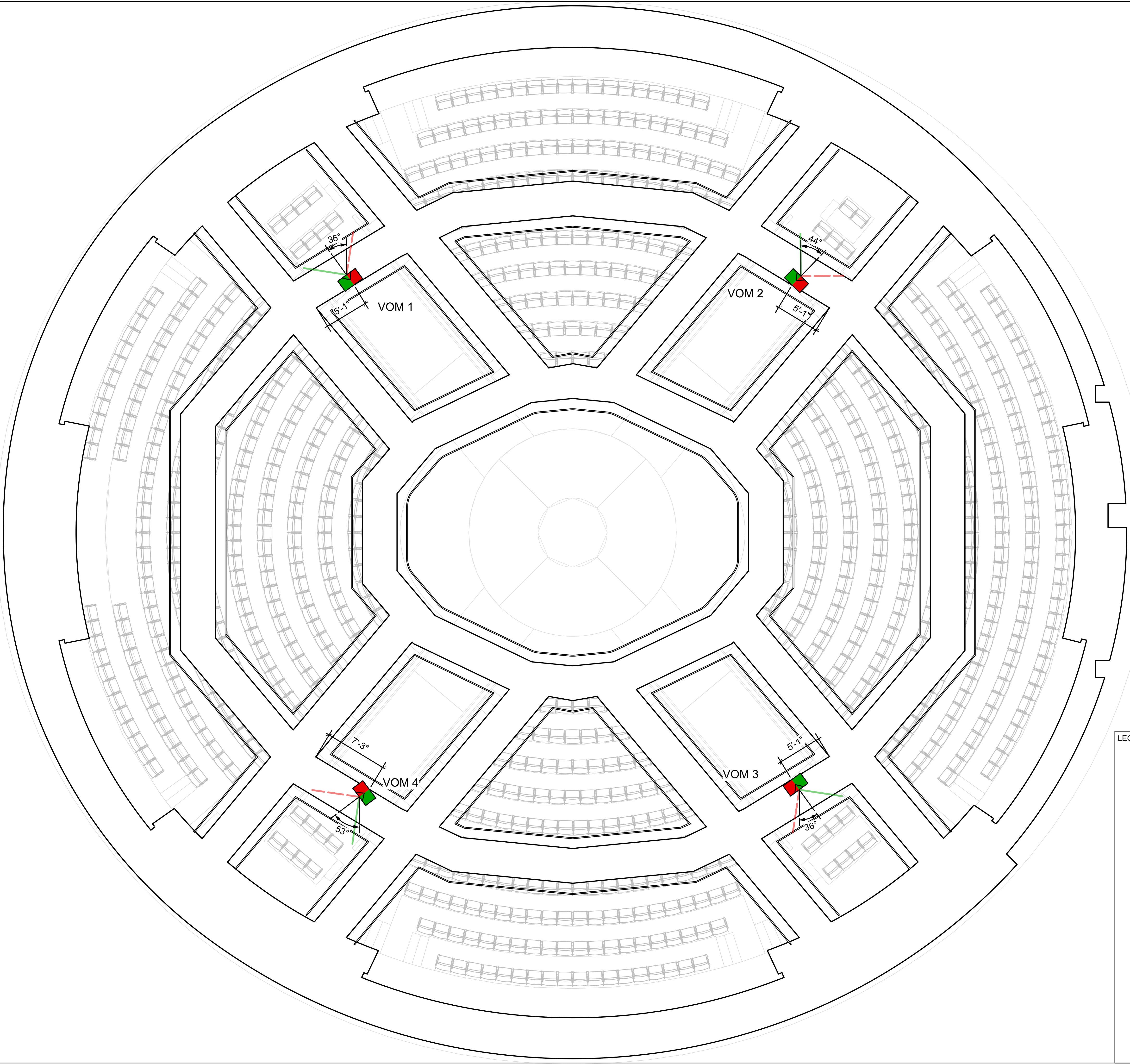
SHEET SPEAKER PLOT

31 / 64




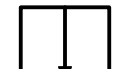














LAST UPDATED
Nov 2, 2022 SCALE
3/16" = 1'

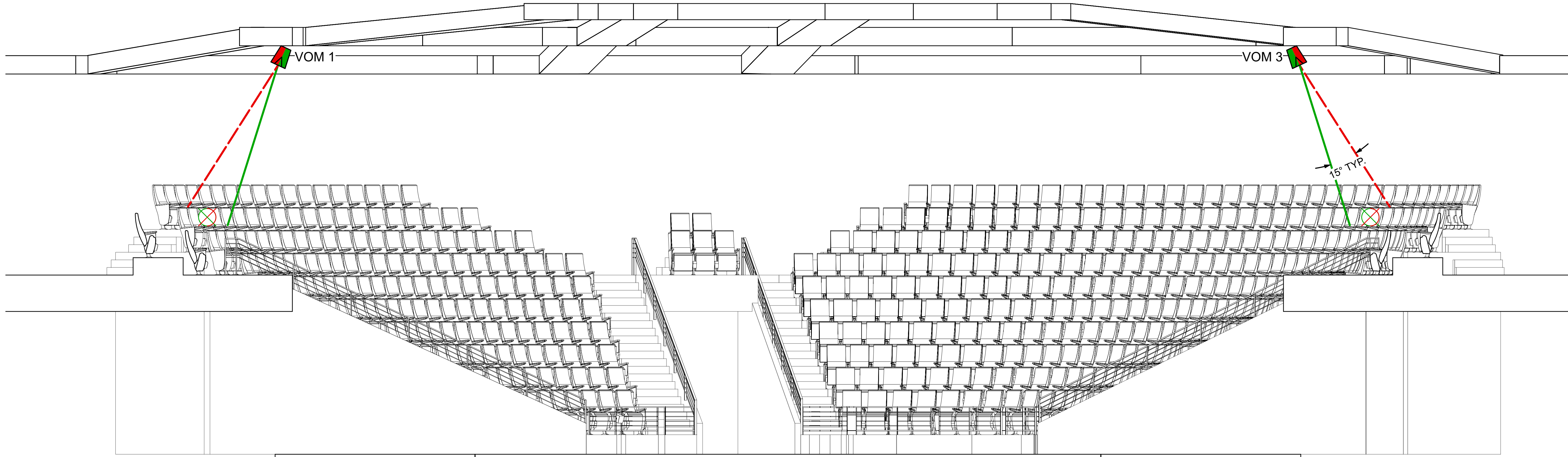
SOUTH
(BOOTH SIDE)

NORTH
(VIP SIDE)



LEGEND

L'ACOUSTICS ARCS WIDE	
L'ACOUSTICS ARCS FOCUS	
BOSE RMU108	
L'ACOUSTICS SB18	
L'ACOUSTICS X8	
L'ACOUSTICS X12	
L'ACOUSTICS 5xT	
QSC K8	
AIM POINT	
ARRAY LEFT	
ARRAY RIGHT	
VIP	
FF	
SUBS	
SURROUNDS	
STG MON UP	
STG MON DOWN	
VOM FX	







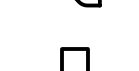













VOM 1

VOM 3

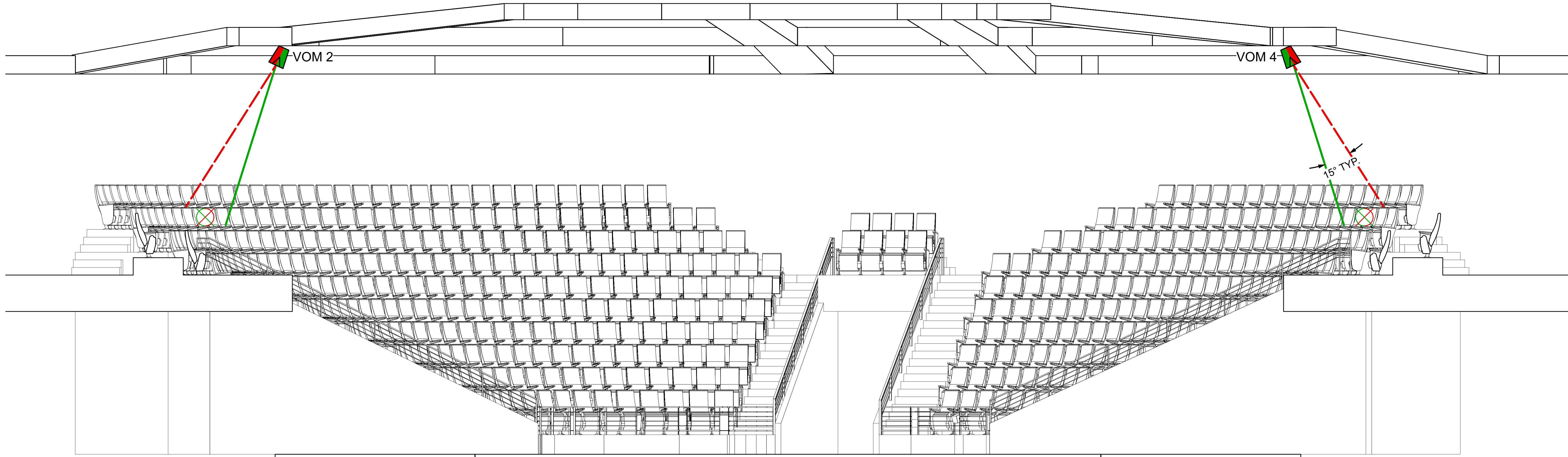
- DISCLAIMER: The designer is responsible for the aural aspects of the production only, and all specifications provided relate solely to the appearance of the sound system and not to matters of electrical or structural soundness and/or safety. The implementation of this design must comply with the most stringent applicable federal and local safety and fire certificates. The designer is not qualified to determine the electrical or structural appropriateness of the design and will not assume responsibility for damages resulting through improper engineering and/or implementation in the handling of the elements of the sound design.

The designer agrees to make prompt alterations to any specification found to be incompatible with proper safety precautions.

LEGEND	
L'ACOUSTICS ARCS WIDE	
L'ACOUSTICS ARCS FOCUS	
BOSE RMU108	
L'ACOUSTICS SB18	
L'ACOUSTICS X8	
L'ACOUSTICS X12	
L'ACOUSTICS 5xT	
QSC K8	
AIM POINT	
ARRAY LEFT	
ARRAY RIGHT	
VIP	
FF	
SUBS	
SURROUNDS	
STG MON UP	
STG MON DOWN	
VOM FX	







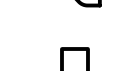











TITLE
**VOM 1/3
SECTION
COVERAGE**

SHEET **32** SPEAKER PLOT **64**



VOM 2

VOM 4

LEGEND	
L'ACOUSTICS ARCS WIDE	
L'ACOUSTICS ARCS FOCUS	
BOSE RMU108	
L'ACOUSTICS SB18	
L'ACOUSTICS X8	
L'ACOUSTICS X12	
L'ACOUSTICS 5xT	
QSC K8	
AIM POINT	
ARRAY LEFT	
ARRAY RIGHT	
VIP	
FF	
SUBS	
SURROUNDS	
STG MON UP	
STG MON DOWN	
VOM FX	

- DISCLAIMER: The designer is responsible for the aural aspects of the production only, and all specifications provided relate solely to the appearance of the sound system and not to matters of electrical or structural soundness and/or safety. The implementation of this design must comply with the most stringent applicable federal and local safety and fire certificates. The designer is not qualified to determine the electrical or structural appropriations of the design and will not assume responsibility for damages resulting through improper engineering and/or implementation in the handling of the elements of the sound design.

The designer agrees to make prompt alterations to any specification found to be incompatible with proper safety precautions.

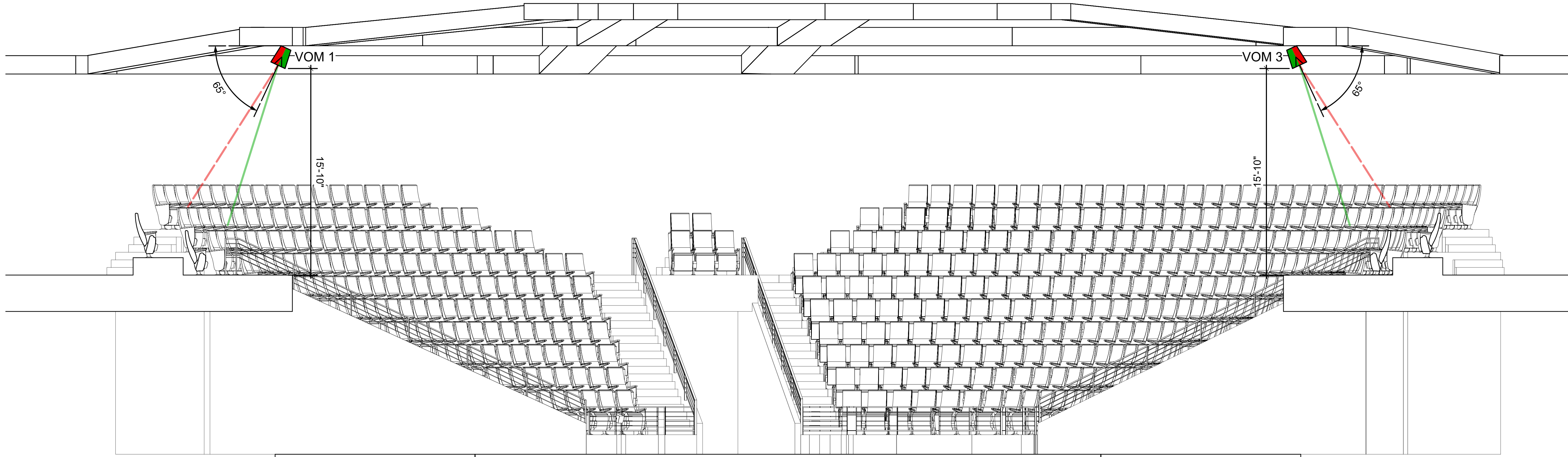
TITLE
**VOM 2/4
SECTION
COVERAGE**

SHEET SPEAKER PLOT

33



















64

LAST UPDATED **Nov 2, 2022** SCALE **1/4" = 1'**



VOM 1

VOM 3

LEGEND	
L'ACOUSTICS ARCS WIDE	
L'ACOUSTICS ARCS FOCUS	
BOSE RMU108	
L'ACOUSTICS SB18	
L'ACOUSTICS X8	
L'ACOUSTICS X12	
L'ACOUSTICS 5xT	
QSC K8	
AIM POINT	
ARRAY LEFT	
ARRAY RIGHT	
VIP	
FF	
SUBS	
SURROUNDS	
STG MON UP	
STG MON DOWN	
VOM FX	

- DISCLAIMER: The designer is responsible for the aural aspects of the production only, and all specifications provided relate solely to the appearance of the sound system and not to matters of electrical or structural soundness and/or safety. The implementation of this design must comply with the most stringent applicable federal and local safety and fire certificates. The designer is not qualified to determine the electrical or structural appropriateness of the design and will not assume responsibility for damages resulting through improper engineering and/or implementation in the handling of the elements of the sound design.

The designer agrees to make prompt alterations to any specification found to be incompatible with proper safety precautions.

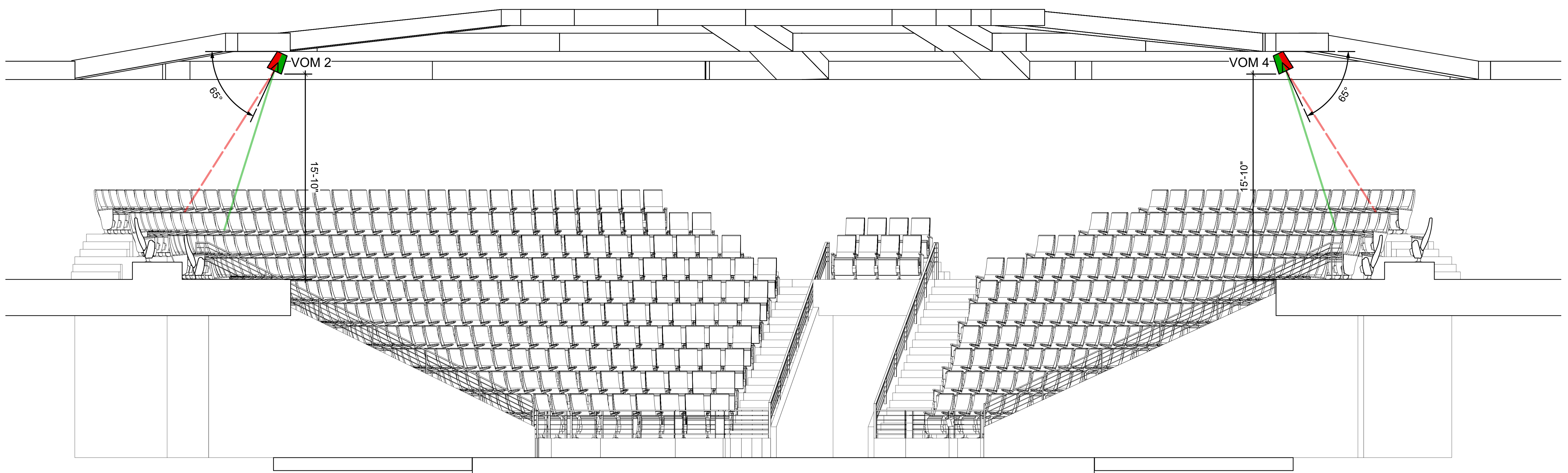
TITLE
**VOM 1/3
SECTION
PLACEMENT**

SHEET SPEAKER PLOT

34



















64

LAST UPDATED **Nov 2, 2022** SCALE **1/4" = 1'**



VOM 2

VOM 4

LEGEND	
L'ACOUSTICS ARCS WIDE	
L'ACOUSTICS ARCS FOCUS	
BOSE RMU108	
L'ACOUSTICS SB18	
L'ACOUSTICS X8	
L'ACOUSTICS X12	
L'ACOUSTICS 5xT	
QSC K8	
AIM POINT	
ARRAY LEFT	
ARRAY RIGHT	
VIP	
FF	
SUBS	
SURROUNDS	
STG MON UP	
STG MON DOWN	
VOM FX	

- DISCLAIMER: The designer is responsible for the aural aspects of the production only, and all specifications provided relate solely to the appearance of the sound system and not to matters of electrical or structural soundness and/or safety. The implementation of this design must comply with the most stringent applicable federal and local safety and fire certificates. The designer is not qualified to determine the electrical or structural appropriateness of the design and will not assume responsibility for damages resulting through improper engineering and/or implementation in the handling of the elements of the sound design.

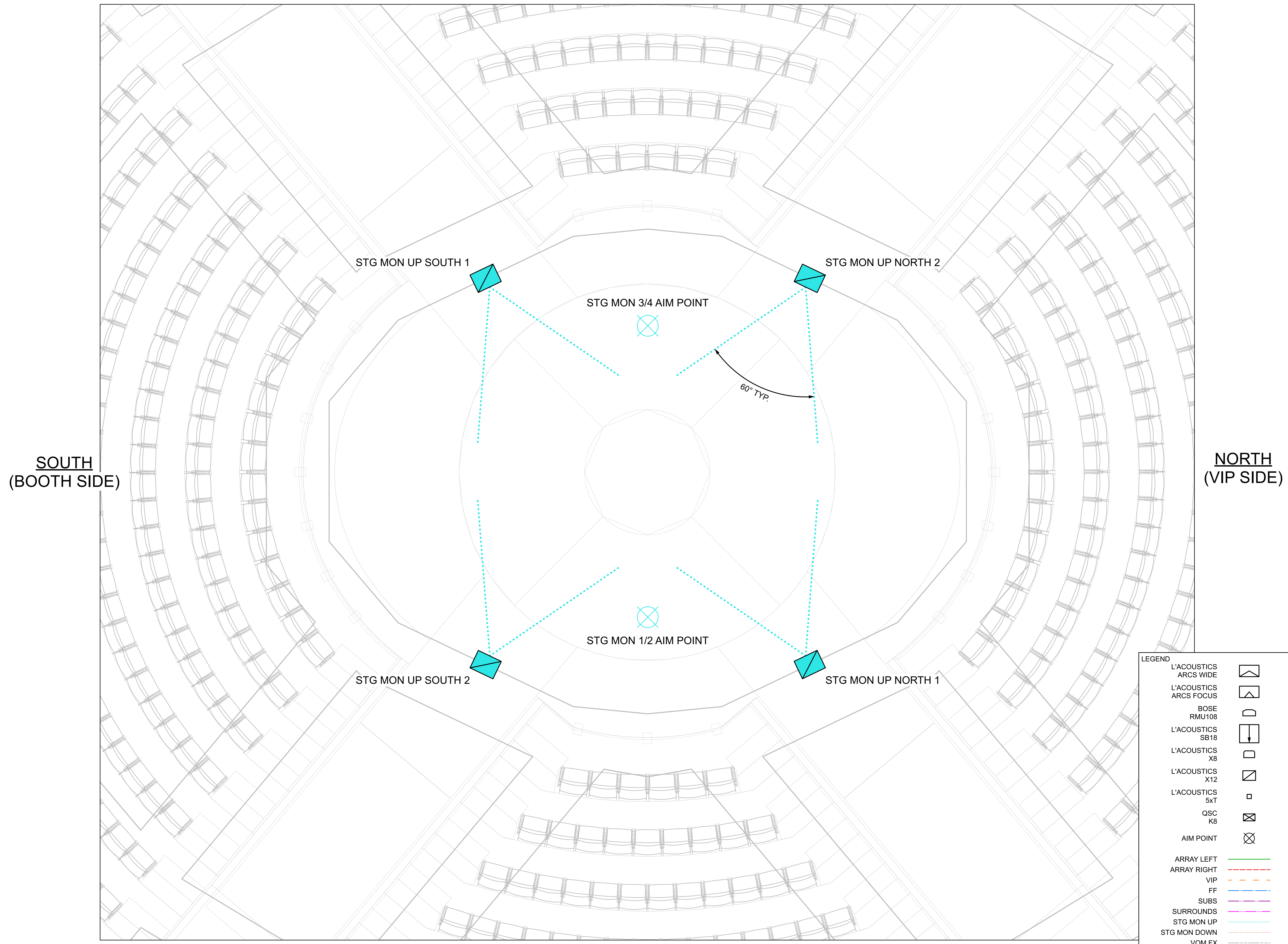
The designer agrees to make prompt alterations to any specification found to be incompatible with proper safety precautions.

TITLE
**VOM 2/4
SECTION
PLACEMENT**




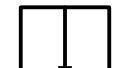














SHEET **35** SPEAKER PLOT

35 / **64**

LAST UPDATED **Nov 2, 2022** SCALE **1/4" = 1'**

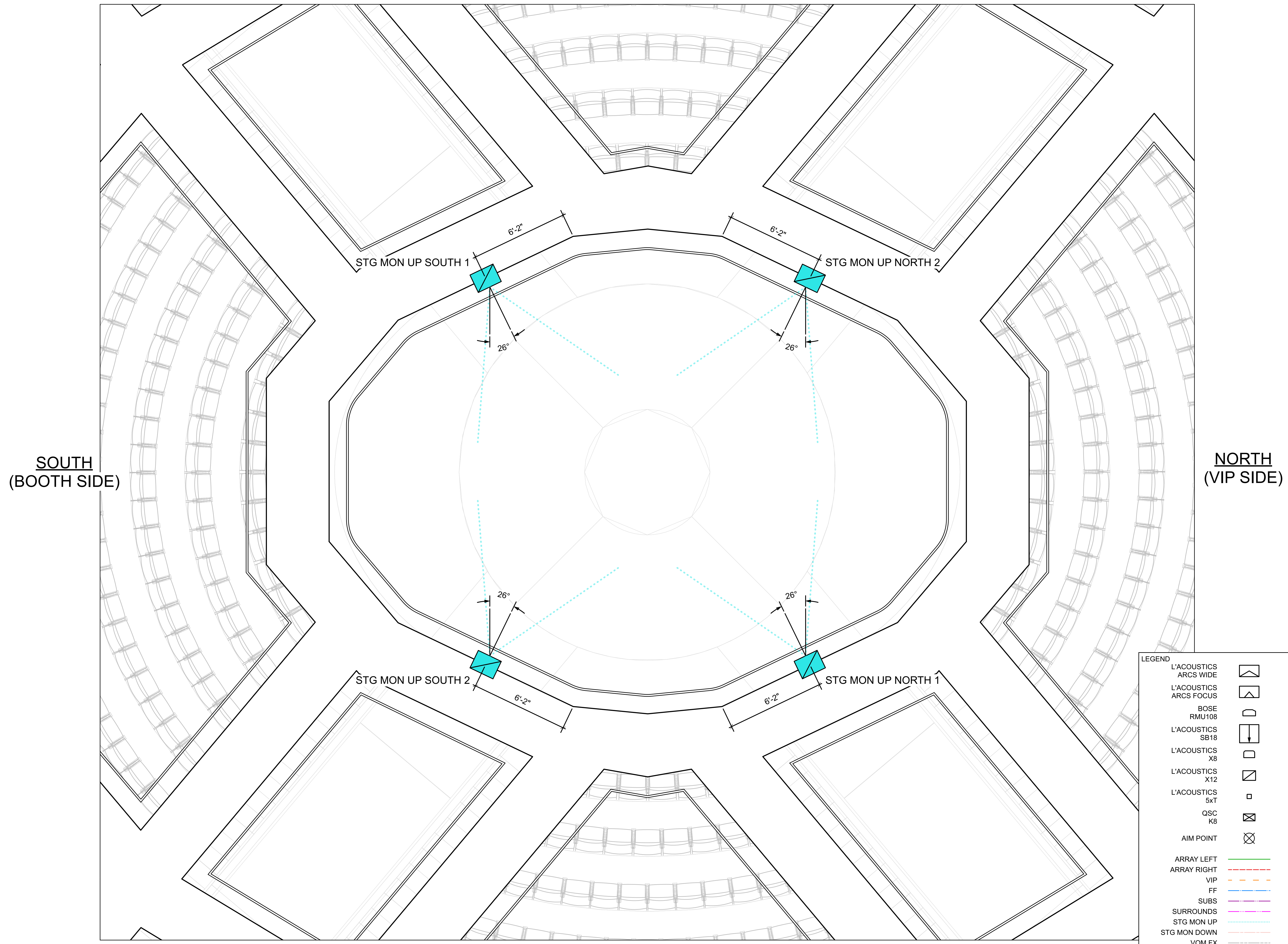


LEGEND




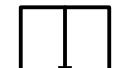














L'ACOUSTICS ARCS WIDE	
L'ACOUSTICS ARCS FOCUS	
BOSE RMU108	
L'ACOUSTICS SB18	
L'ACOUSTICS X8	
L'ACOUSTICS X12	
L'ACOUSTICS 5xT	
QSC K8	
AIM POINT	
ARRAY LEFT	
ARRAY RIGHT	
VIP	
FF	
SUBS	
SURROUNDS	
STG MON UP	
STG MON DOWN	
VOM FX	

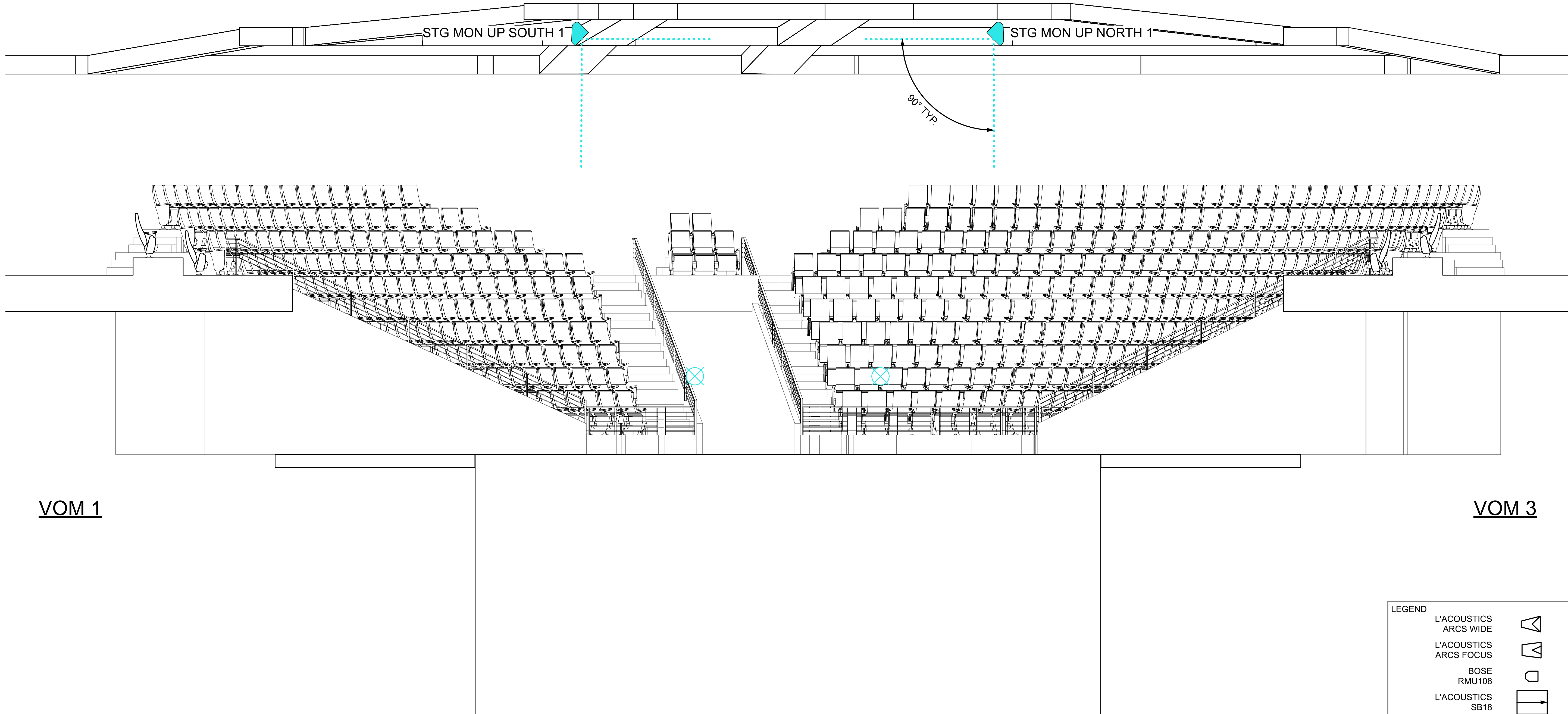
- DISCLAIMER: The designer is responsible for the aural aspects of the production only, and all specifications provided relate solely to the appearance of the sound system and not to matters of electrical or structural soundness and/or safety. The implementation of this design must comply with the most stringent applicable federal and local safety and fire certificates. The designer is not qualified to determine the electrical or structural appropriateness of the design and will not assume responsibility for damages resulting through improper engineering and/or implementation in the handling of the elements of the sound design.

The designer agrees to make prompt alterations to any specification found to be incompatible with proper safety precautions.





















LEGEND

L'ACOUSTICS ARCS WIDE	
L'ACOUSTICS ARCS FOCUS	
BOSE RMU108	
L'ACOUSTICS SB18	
L'ACOUSTICS X8	
L'ACOUSTICS X12	
L'ACOUSTICS 5xT	
QSC K8	
AIM POINT	
ARRAY LEFT	
ARRAY RIGHT	
VIP	
FF	
SUBS	
SURROUNDS	
STG MON UP	
STG MON DOWN	
VOM FX	



- DISCLAIMER: The designer is responsible for the aural aspects of the production only, and all specifications provided relate solely to the appearance of the sound system and not to matters of electrical or structural soundness and/or safety. The implementation of this design must comply with the most stringent applicable federal and local safety and fire certificates. The designer is not qualified to determine the electrical or structural appropriateness of the design and will not assume responsibility for damages resulting through improper engineering and/or implementation in the handling of the elements of the sound design.

The designer agrees to make prompt alterations to any specification found to be incompatible with proper safety precautions.

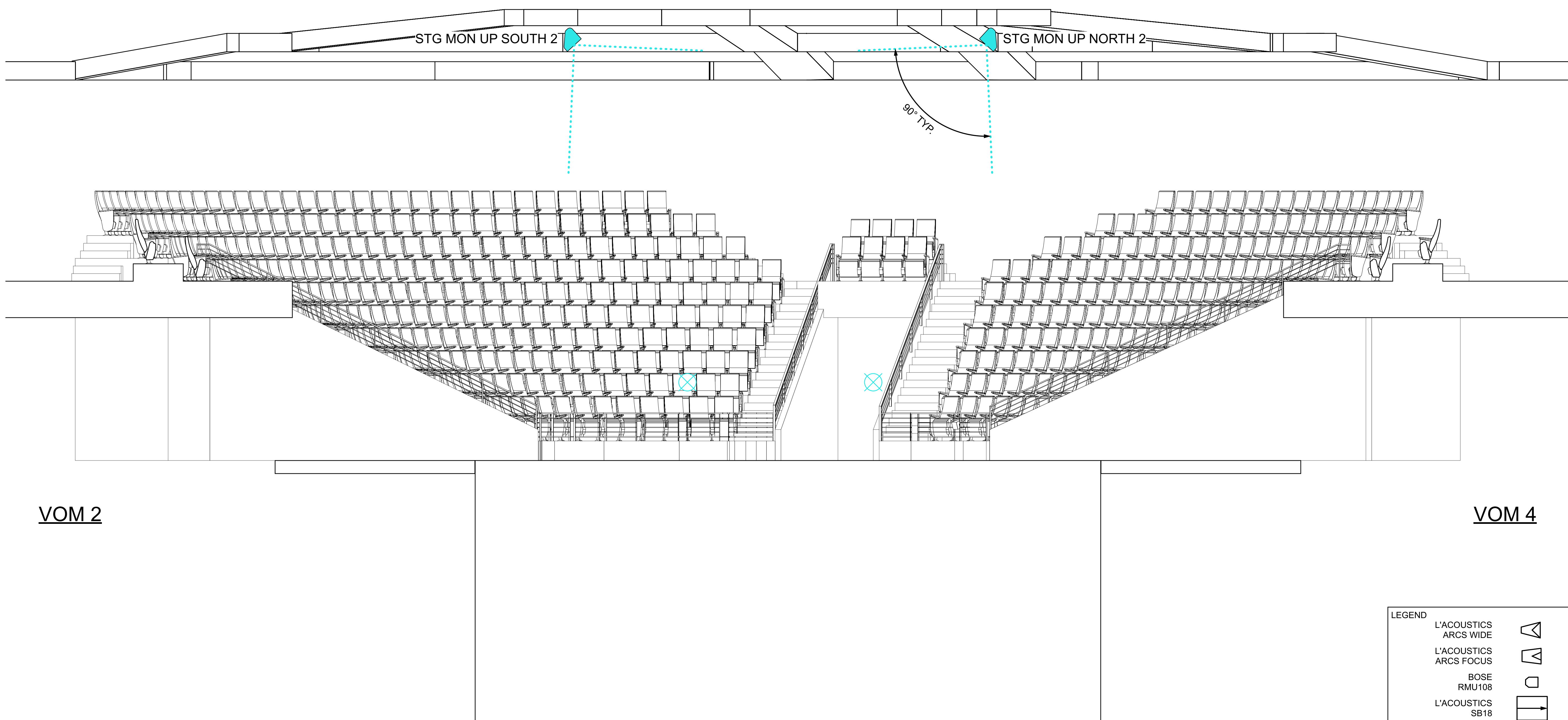
LEGEND	
L'ACOUSTICS ARCS WIDE	
L'ACOUSTICS ARCS FOCUS	
BOSE RMU108	
L'ACOUSTICS SB18	
L'ACOUSTICS X8	
L'ACOUSTICS X12	
L'ACOUSTICS 5xT	
QSC K8	
AIM POINT	
ARRAY LEFT	
ARRAY RIGHT	
VIP	
FF	
SUBS	
SURROUNDS	
STG MON UP	
STG MON DOWN	
VOM FX	

TITLE
**STG MON UP
1/3 SECTION
COVERAGE**

SHEET SPEAKER PLOT

38 / **64**

LAST UPDATED **Nov 2, 2022** SCALE **1/4" = 1'**



- DISCLAIMER: The designer is responsible for the aural aspects of the production only, and all specifications provided relate solely to the appearance of the sound system and not to matters of electrical or structural soundness and/or safety. The implementation of this design must comply with the most stringent applicable federal and local safety and fire certificates. The designer is not qualified to determine the electrical or structural appropriations of the design and will not assume responsibility for damages resulting through improper engineering and/or implementation in the handling of the elements of the sound design.



















The designer agrees to make prompt alterations to any specification found to be incompatible with proper safety precautions.

TITLE
**STG MON UP
2/4 SECTION
COVERAGE**

SHEET SPEAKER PLOT

39

64

LEGEND	
L'ACOUSTICS ARCS WIDE	
L'ACOUSTICS ARCS FOCUS	
BOSE RMU108	
L'ACOUSTICS SB18	
L'ACOUSTICS X8	
L'ACOUSTICS X12	
L'ACOUSTICS 5xT	
QSC K8	
AIM POINT	
ARRAY LEFT	
ARRAY RIGHT	
VIP	
FF	
SUBS	
SURROUNDS	
STG MON UP	
STG MON DOWN	
VOM FX	



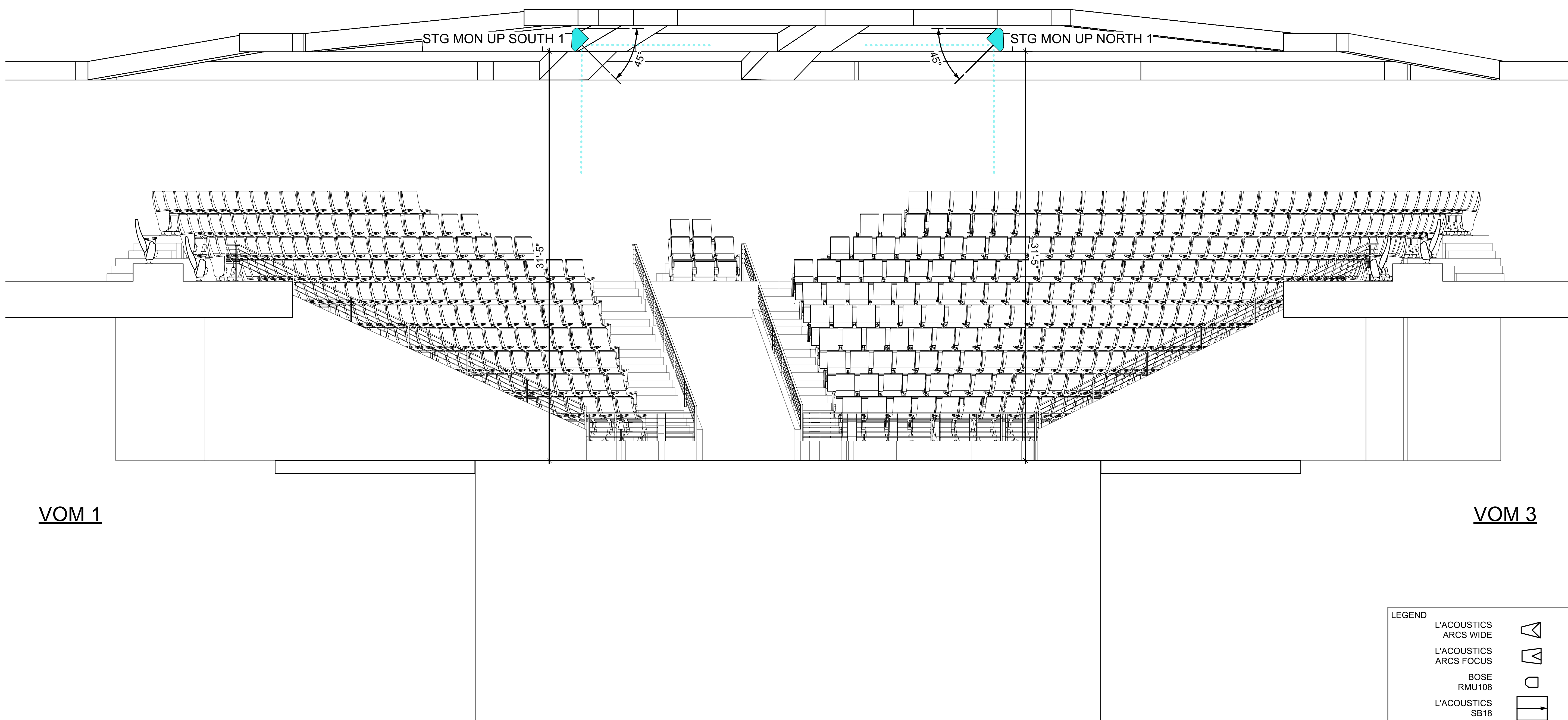
HALE CENTRE THEATRE

VENUE
**YOUNG LIVING
CENTRE STAGE**

DEPARTMENT HEAD
MICHELLE OHUMUKINI
michelleo@hct.org

DRAFTED BY
MATTHEW KUPFERER

NOTES
-CORRESPONDING FILE:
'CS Block Diagram'
BD-12



- DISCLAIMER: The designer is responsible for the aural aspects of the production only, and all specifications provided relate solely to the appearance of the sound system and not to matters of electrical or structural soundness and/or safety. The implementation of this design must comply with the most stringent applicable federal and local safety and fire certificates. The designer is not qualified to determine the electrical or structural appropriations of the design and will not assume responsibility for damages resulting through improper engineering and/or implementation in the handling of the elements of the sound design.

The designer agrees to make prompt alterations to any specification found to be incompatible with proper safety precautions.

TITLE
**STG MON UP
1/3 SECTION
PLACEMENT**

SHEET SPEAKER PLOT

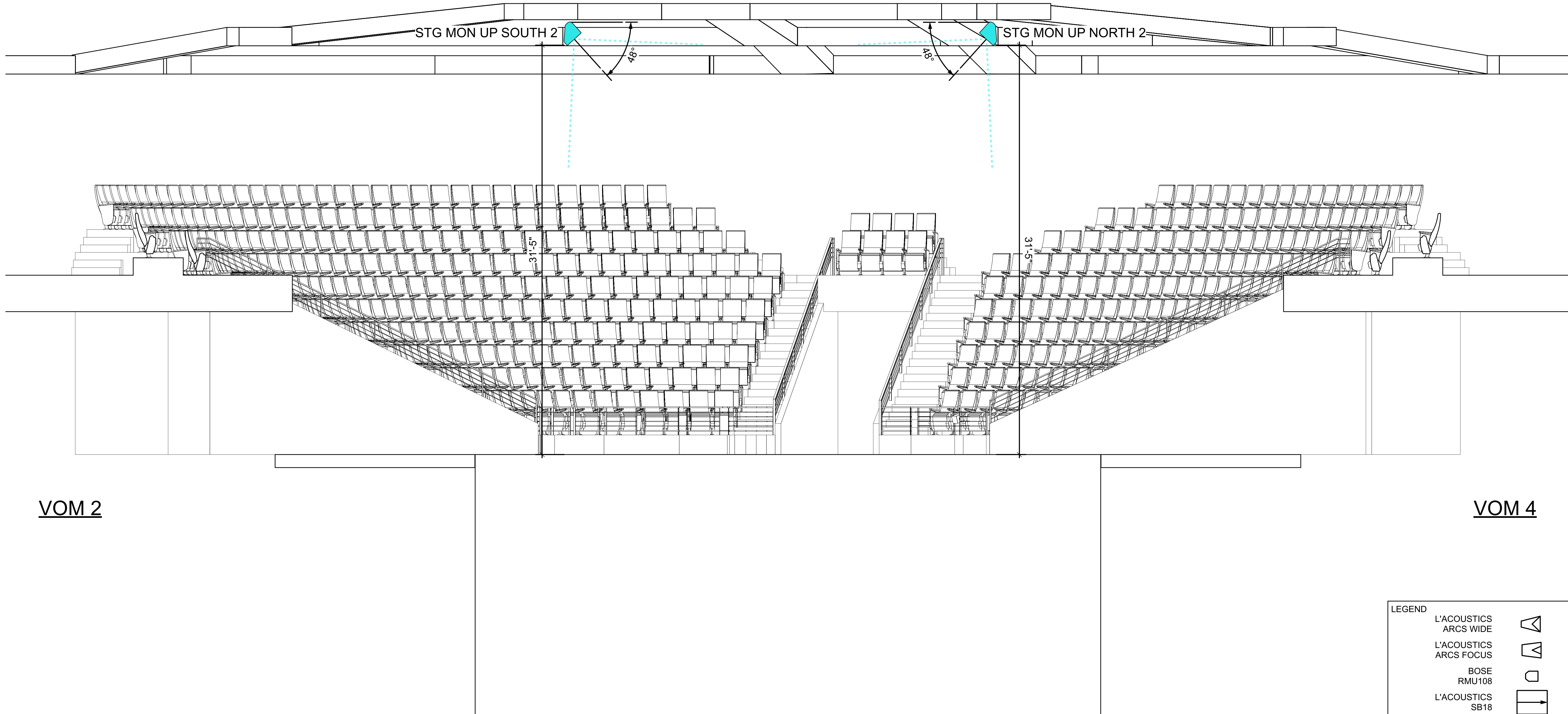
40

64

LAST UPDATED
Nov 2, 2022



















SCALE
1/4" = 1'

LEGEND	
L'ACOUSTICS ARCS WIDE	
L'ACOUSTICS ARCS FOCUS	
BOSE RMU108	
L'ACOUSTICS SB18	
L'ACOUSTICS X8	
L'ACOUSTICS X12	
L'ACOUSTICS 5xT	
QSC K8	
AIM POINT	
ARRAY LEFT	
ARRAY RIGHT	
VIP	
FF	
SUBS	
SURROUNDS	
STG MON UP	
STG MON DOWN	
VOM FX	



- DISCLAIMER: The designer is responsible for the aural aspects of the production only, and all specifications provided relate solely to the appearance of the sound system and not to matters of electrical or structural soundness and/or safety. The implementation of this design must comply with the most stringent applicable federal and local safety and fire certificates. The designer is not qualified to determine the electrical or structural appropriations of the design and will not assume responsibility for damages resulting through improper engineering and/or implementation in the handling of the elements of the sound design.

The designer agrees to make prompt alterations to any specification found to be incompatible with proper safety precautions.

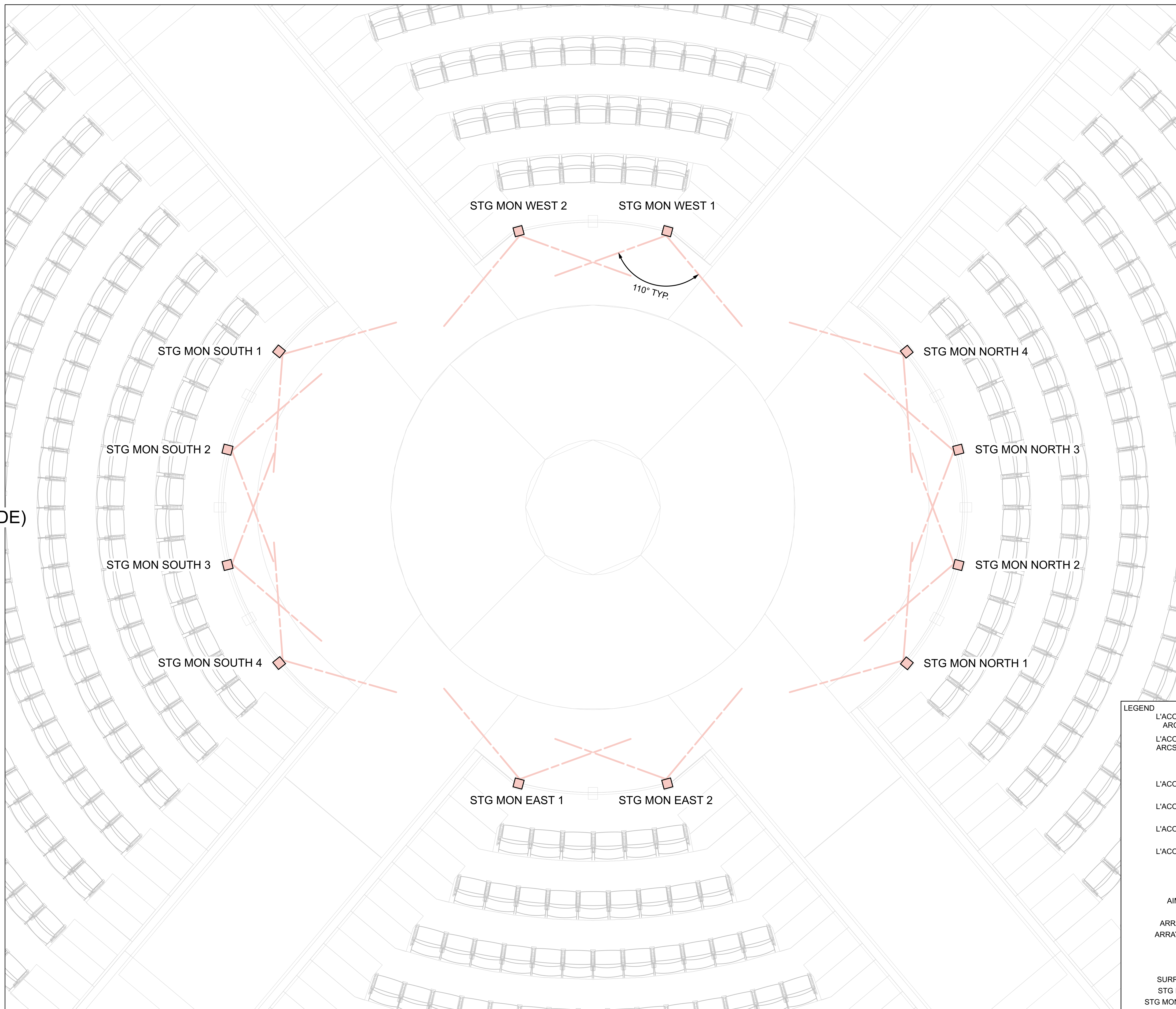
LEGEND	
L'ACOUSTICS ARCS WIDE	
L'ACOUSTICS ARCS FOCUS	
BOSE RMU108	
L'ACOUSTICS SB18	
L'ACOUSTICS X8	
L'ACOUSTICS X12	
L'ACOUSTICS 5xT	
QSC K8	
AIM POINT	
ARRAY LEFT	
ARRAY RIGHT	
VIP	
FF	
SUBS	
SURROUNDS	
STG MON UP	
STG MON DOWN	
VOM FX	

TITLE
**STG MON UP
2/4 SECTION
PLACEMENT**

SHEET SPEAKER PLOT

41 / **64**

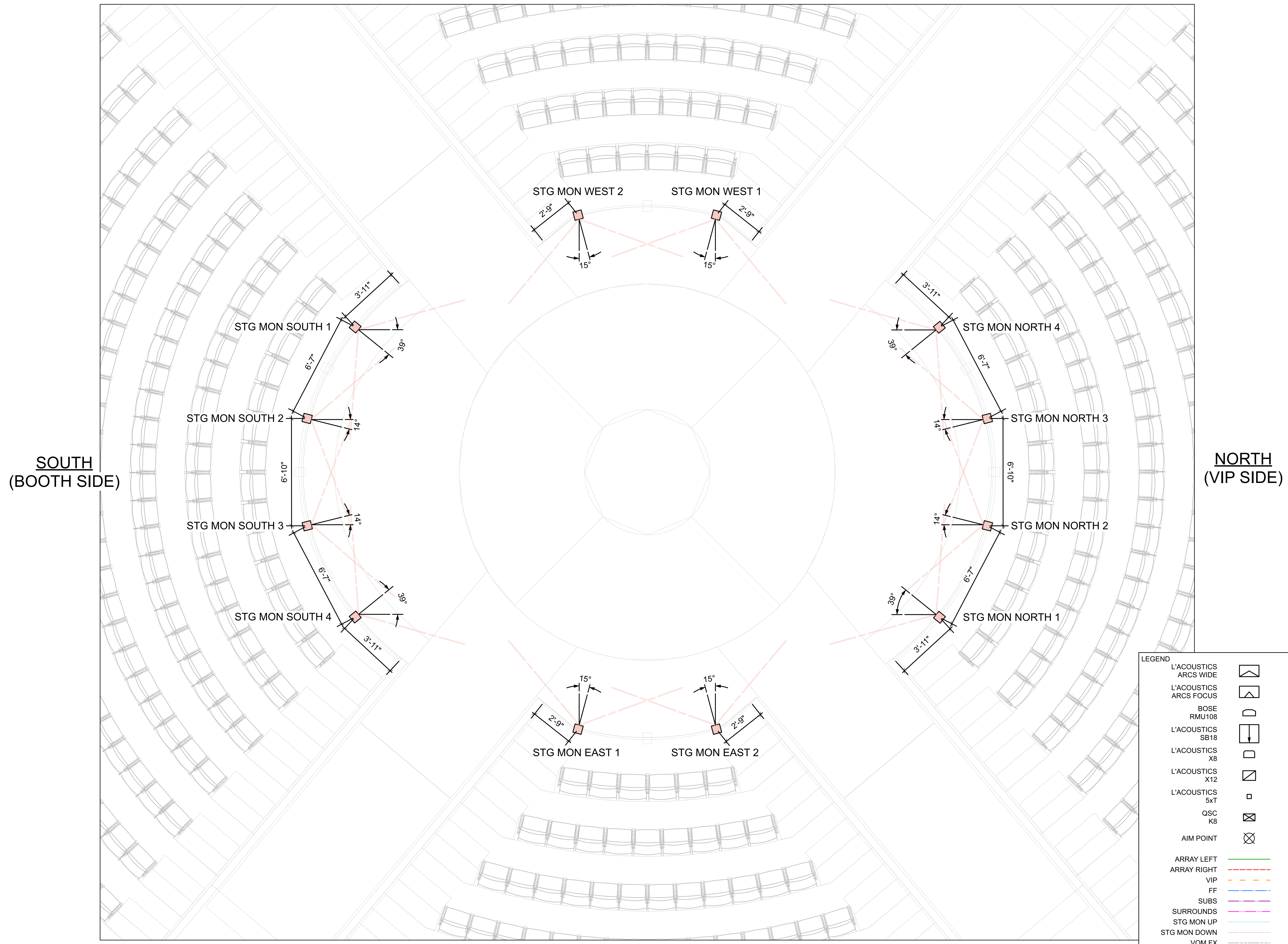
LAST UPDATED **Nov 2, 2022** SCALE **1/4" = 1'**






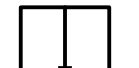














SOUTH
(BOOTH SIDE)

NORTH
(VIP SIDE)

LEGEND	
L'ACOUSTICS ARCS WIDE	
L'ACOUSTICS ARCS FOCUS	
BOSE RMU108	
L'ACOUSTICS SB18	
L'ACOUSTICS X8	
L'ACOUSTICS X12	
L'ACOUSTICS 5xT	
QSC K8	
AIM POINT	
ARRAY LEFT	
ARRAY RIGHT	
VIP	
FF	
SUBS	
SURROUNDS	
STG MON UP	
STG MON DOWN	
VOM FX	

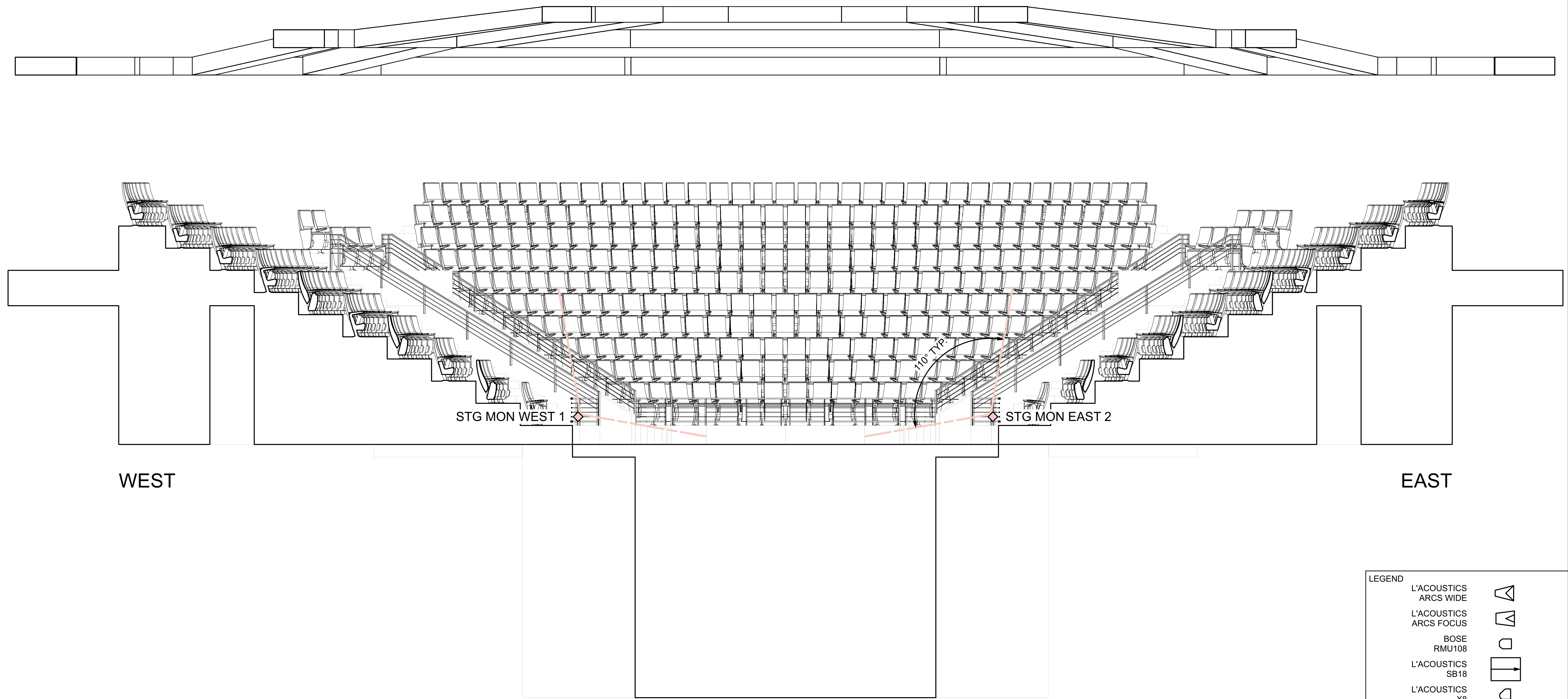


LEGEND

L'ACOUSTICS ARCS WIDE	
L'ACOUSTICS ARCS FOCUS	
BOSE RMU108	
L'ACOUSTICS SB18	
L'ACOUSTICS X8	
L'ACOUSTICS X12	
L'ACOUSTICS 5xT	
QSC K8	
AIM POINT	
ARRAY LEFT	
ARRAY RIGHT	
VIP	
FF	
SUBS	
SURROUNDS	
STG MON UP	
STG MON DOWN	
VOM FX	



















SOUTH
(BOOTH SIDE)

NORTH
(VIP SIDE)



- DISCLAIMER: The designer is responsible for the aural aspects of the production only, and all specifications provided relate solely to the appearance of the sound system and not to matters of electrical or structural soundness and/or safety. The implementation of this design must comply with the most stringent applicable federal and local safety and fire certificates. The designer is not qualified to determine the electrical or structural appropriations of the design and will not assume responsibility for damages resulting through improper engineering and/or implementation in the handling of the elements of the sound design.

The designer agrees to make prompt alterations to any specification found to be incompatible with proper safety precautions.

LEGEND	
L'ACOUSTICS ARCS WIDE	
L'ACOUSTICS ARCS FOCUS	
BOSE RMU108	
L'ACOUSTICS SB18	
L'ACOUSTICS X8	
L'ACOUSTICS X12	
L'ACOUSTICS 5xT	
QSC K8	
AIM POINT	
ARRAY LEFT	
ARRAY RIGHT	
VIP	
FF	
SUBS	
SURROUNDS	
STG MON UP	
STG MON DOWN	
VOM FX	

TITLE
**STG MON DOWN
E/W SECTION
COVERAGE**

SHEET **44** SPEAKER PLOT **64**



HALE

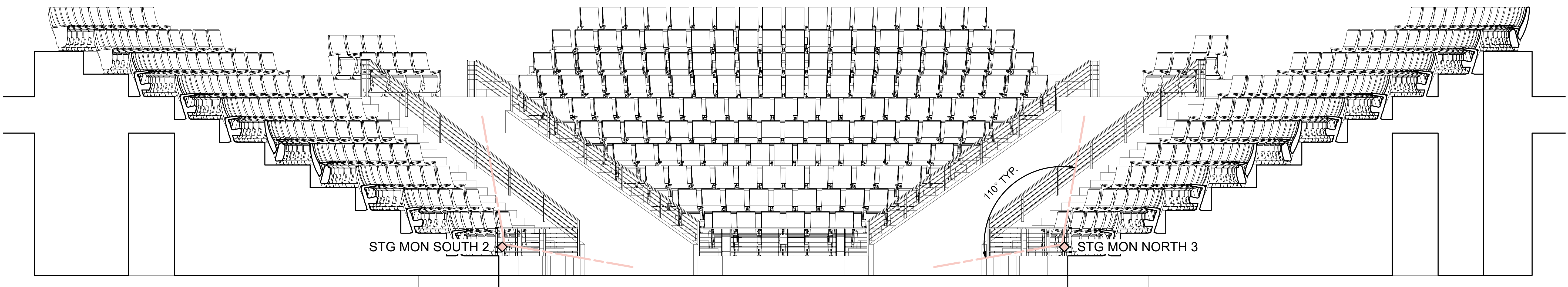
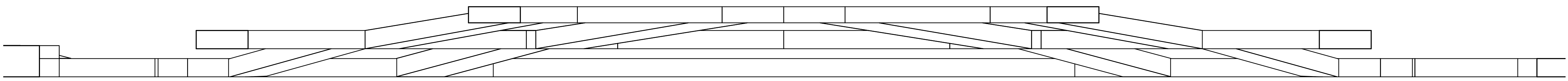
CENTRE THEATRE

VENUE
**YOUNG LIVING
CENTRE STAGE**

DEPARTMENT HEAD
MICHELLE OHUMUKINI
michelleo@hct.org

DRAFTED BY
MATTHEW KUPFERER

NOTES
-CORRESPONDING FILE:
'CS Block Diagram'
BD-12



SOUTH
(BOOTH SIDE)

NORTH
(VIP SIDE)

LEGEND	
L'ACOUSTICS ARCS WIDE	
L'ACOUSTICS ARCS FOCUS	
BOSE RMU108	
L'ACOUSTICS SB18	
L'ACOUSTICS X8	
L'ACOUSTICS X12	
L'ACOUSTICS 5xT	
QSC K8	
AIM POINT	
ARRAY LEFT	
ARRAY RIGHT	
VIP	
FF	
SUBS	
SURROUNDS	
STG MON UP	
STG MON DOWN	
VOM FX	

- DISCLAIMER: The designer is responsible for the aural aspects of the production only, and all specifications provided relate solely to the appearance of the sound system and not to matters of electrical or structural soundness and/or safety. The implementation of this design must comply with the most stringent applicable federal and local safety and fire certificates. The designer is not qualified to determine the electrical or structural appropriateness of the design and will not assume responsibility for damages resulting through improper engineering and/or implementation in the handling of the elements of the sound design.

The designer agrees to make prompt alterations to any specification found to be incompatible with proper safety precautions.

TITLE
**STG MON DOWN
N/S SECTION
COVERAGE**

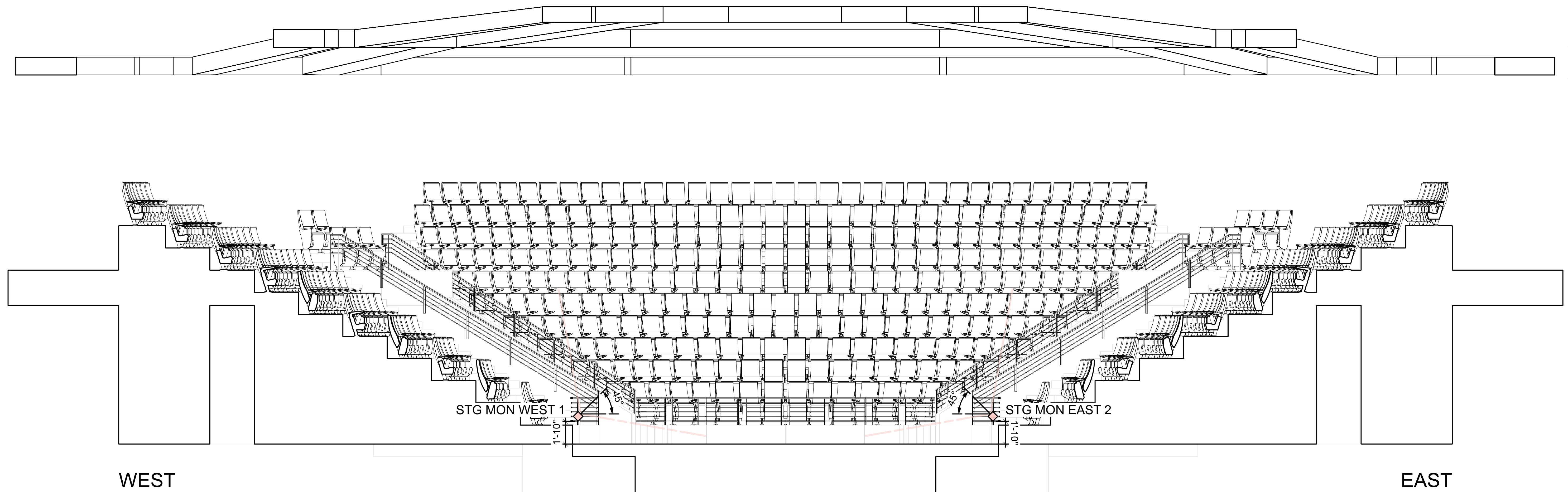
SHEET SPEAKER PLOT

45

64



















LAST UPDATED
Nov 2, 2022

SCALE
1/4" = 1'



- DISCLAIMER: The designer is responsible for the aural aspects of the production only, and all specifications provided relate solely to the appearance of the sound system and not to matters of electrical or structural soundness and/or safety. The implementation of this design must comply with the most stringent applicable federal and local safety and fire certificates. The designer is not qualified to determine the electrical or structural appropriateness of the design and will not assume responsibility for damages resulting through improper engineering and/or implementation in the handling of the elements of the sound design.

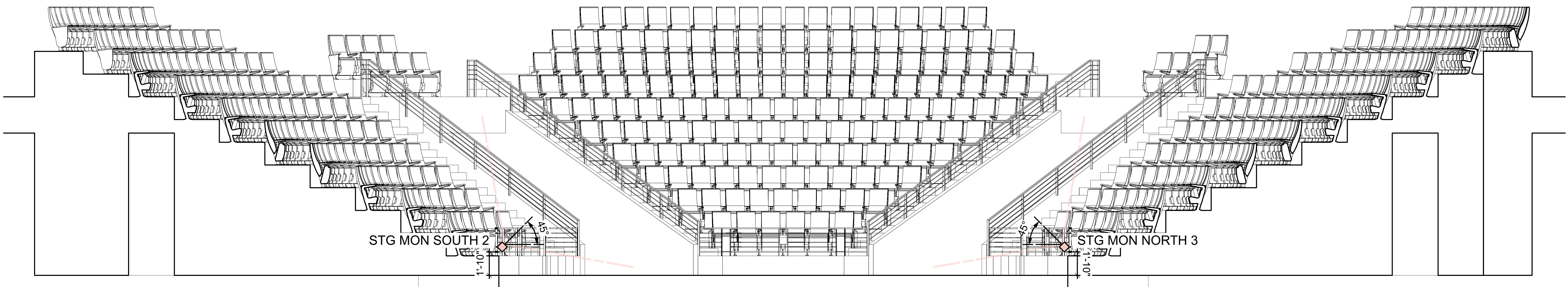
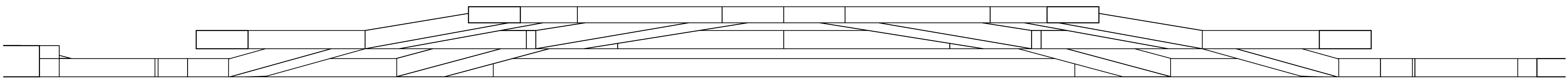
The designer agrees to make prompt alterations to any specification found to be incompatible with proper safety precautions.

LEGEND	
L'ACOUSTICS ARCS WIDE	
L'ACOUSTICS ARCS FOCUS	
BOSE RMU108	
L'ACOUSTICS SB18	
L'ACOUSTICS X8	
L'ACOUSTICS X12	
L'ACOUSTICS 5xT	
QSC K8	
AIM POINT	
ARRAY LEFT	
ARRAY RIGHT	
VIP	
FF	
SUBS	
SURROUNDS	
STG MON UP	
STG MON DOWN	
VOM FX	

TITLE
**STG MON DOWN
E/W SECTION
PLACEMENT**

SHEET SPEAKER PLOT



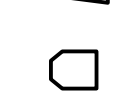
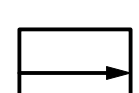


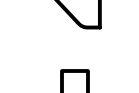











46 / **64**



**SOUTH
(BOOTH SIDE)**

**NORTH
(VIP SIDE)**

LEGEND

L'ACOUSTICS ARCS WIDE	
L'ACOUSTICS ARCS FOCUS	
BOSE RMU108	
L'ACOUSTICS SB18	
L'ACOUSTICS X8	
L'ACOUSTICS X12	
L'ACOUSTICS 5xT	
QSC K8	
AIM POINT	
ARRAY LEFT	
ARRAY RIGHT	
VIP	
FF	
SUBS	
SURROUNDS	
STG MON UP	
STG MON DOWN	
VOM FX	

- DISCLAIMER: The designer is responsible for the aural aspects of the production only, and all specifications provided relate solely to the appearance of the sound system and not to matters of electrical or structural soundness and/or safety. The implementation of this design must comply with the most stringent applicable federal and local safety and fire certificates. The designer is not qualified to determine the electrical or structural appropriateness of the design and will not assume responsibility for damages resulting through improper engineering and/or implementation in the handling of the elements of the sound design.

The designer agrees to make prompt alterations to any specification found to be incompatible with proper safety precautions.

TITLE
**STG MON DOWN
N/S SECTION
PLACEMENT**

SHEET SPEAKER PLOT

47 / **64**



HALE CENTRE THEATRE

VENUE
**YOUNG LIVING
CENTRE STAGE**

DEPARTMENT HEAD
MICHELLE OHUMUKINI
michelleo@hct.org

DRAFTED BY
MATTHEW KUPFERER

NOTES
-CORRESPONDING FILE:
'CS Block Diagram'
BD-14
- ALL SPEAKERS ARE
UNDERNEATH THE CAT-
WALK; SHOWN SOLID (NOT
HIDDEN) FOR CLARITY

- DISCLAIMER: The designer is responsible for the aural aspects of the production only, and all specifications provided relate solely to the appearance of the sound system and not to matters of electrical or structural soundness and/or safety. The implementation of this design must comply with the most stringent applicable federal and local safety and fire certificates. The designer is not qualified to determine the electrical or structural appropriateness of the design and will not assume responsibility for damages resulting through improper engineering and/or implementation in the handling of the elements of the sound design.

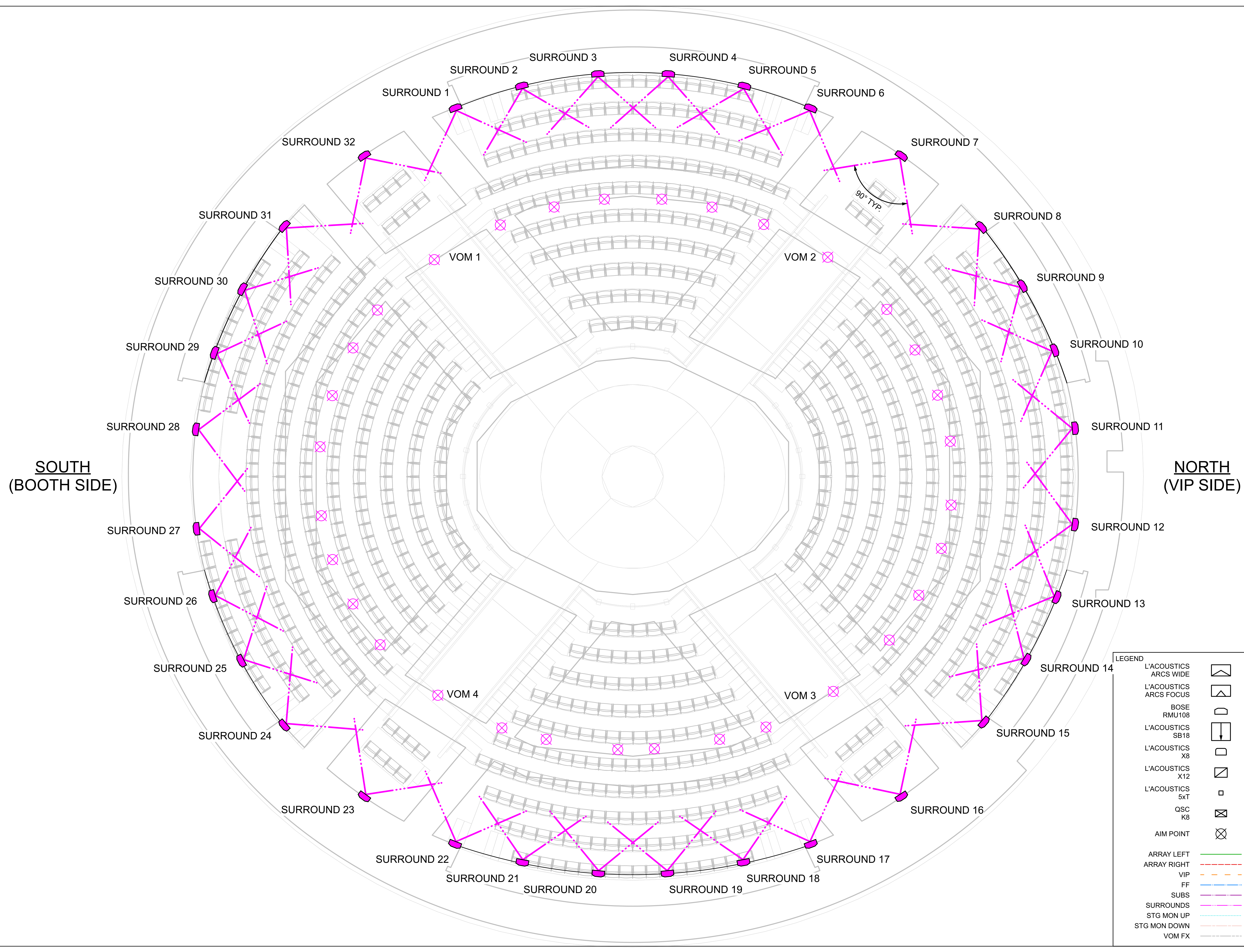
The designer agrees to make prompt alterations to any specification found to be incompatible with proper safety precautions.

TITLE
**SURROUNDS
PLAN
COVERAGE**

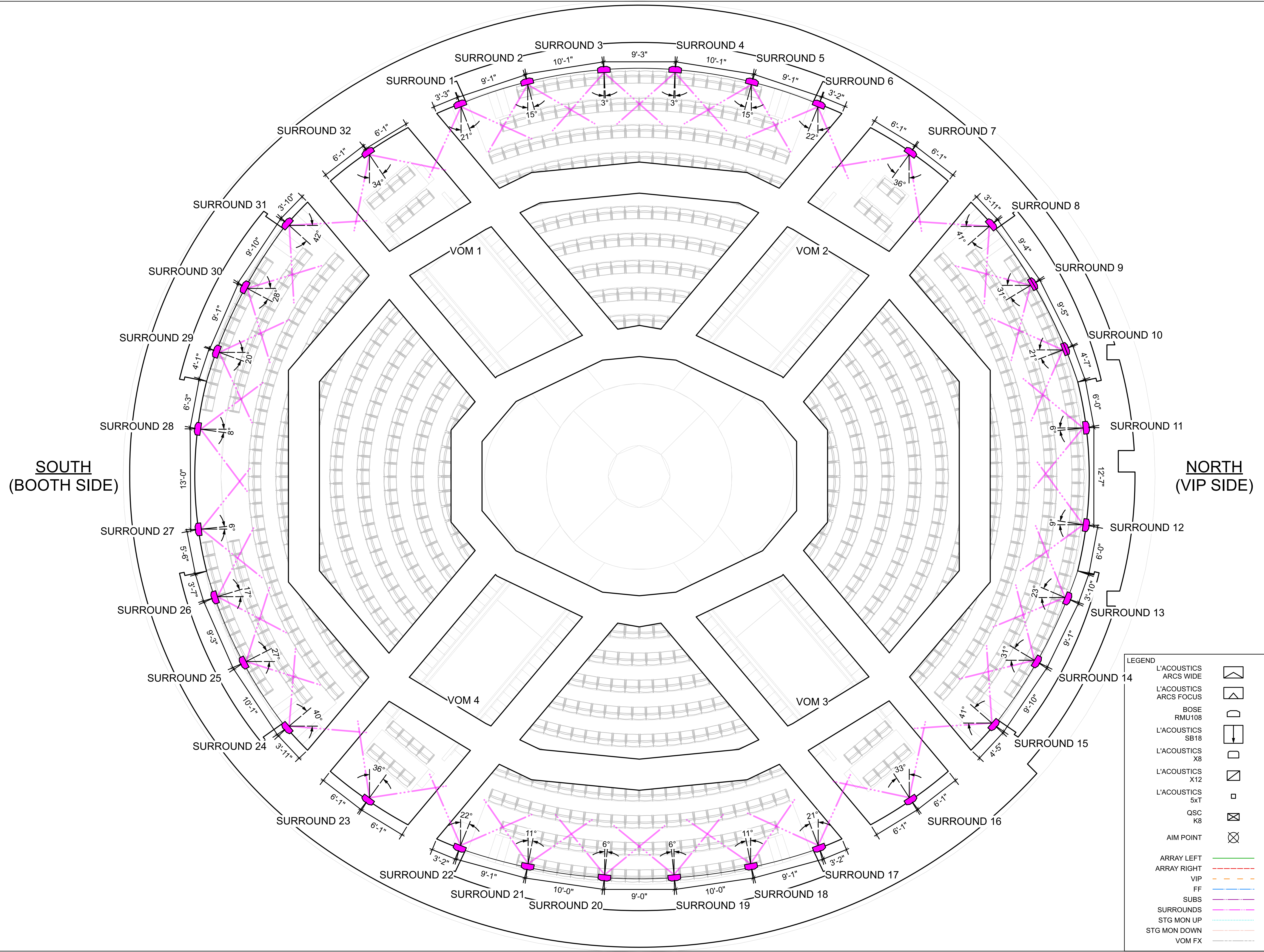
SHEET **48** SPEAKER PLOT

SCALE
3/16" = 1'




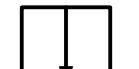






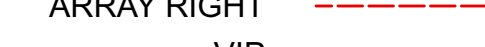




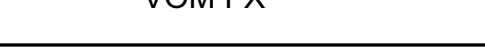


LAST UPDATED
Nov 2, 2022

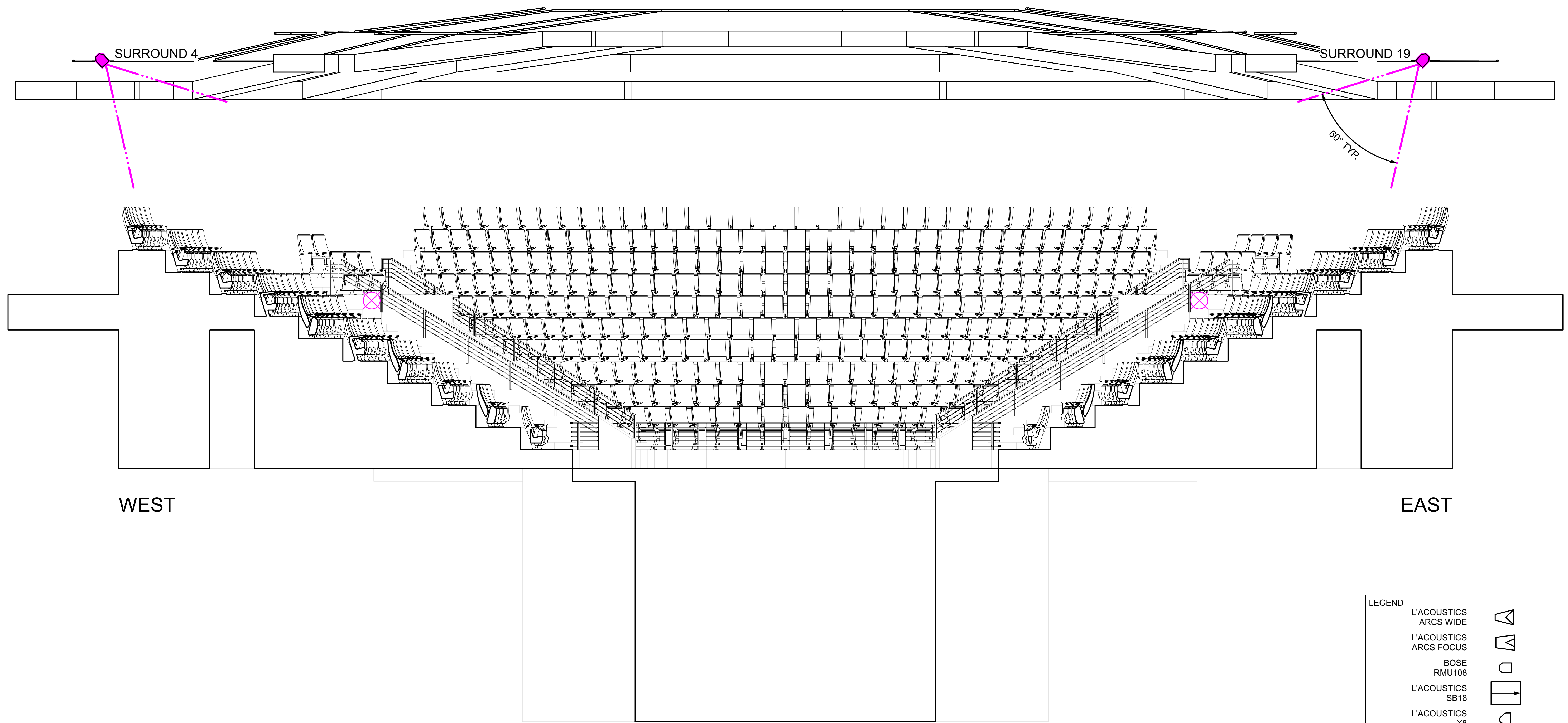


LEGEND	
L'ACOUSTICS ARCS WIDE	
L'ACOUSTICS ARCS FOCUS	
BOSE RMU108	
L'ACOUSTICS SB18	
L'ACOUSTICS X8	
L'ACOUSTICS X12	
L'ACOUSTICS 5xT	
QSC K8	
AIM POINT	
ARRAY LEFT	
ARRAY RIGHT	
VIP	
FF	
SUBS	
SURROUNDS	
STG MON UP	
STG MON DOWN	
VOM FX	









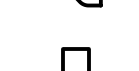











LEGEND

- L'ACOUSTICS ARCS WIDE 
- L'ACOUSTICS ARCS FOCUS 
- BOSE RMU108 
- L'ACOUSTICS SB18 
- L'ACOUSTICS X8 
- L'ACOUSTICS X12 
- L'ACOUSTICS 5xT 
- QSC K8 
- AIM POINT 
- ARRAY LEFT 
- ARRAY RIGHT 
- VIP 
- FF 
- SUBS 
- SURROUNDS 
- STG MON UP 
- STG MON DOWN 
- VOM FX 



WEST

EAST

LEGEND	
L'ACOUSTICS ARCS WIDE	
L'ACOUSTICS ARCS FOCUS	
BOSE RMU108	
L'ACOUSTICS SB18	
L'ACOUSTICS X8	
L'ACOUSTICS X12	
L'ACOUSTICS 5xT	
QSC K8	
AIM POINT	
ARRAY LEFT	
ARRAY RIGHT	
VIP	
FF	
SUBS	
SURROUNDS	
STG MON UP	
STG MON DOWN	
VOM FX	

- DISCLAIMER: The designer is responsible for the aural aspects of the production only, and all specifications provided relate solely to the appearance of the sound system and not to matters of electrical or structural soundness and/or safety. The implementation of this design must comply with the most stringent applicable federal and local safety and fire certificates. The designer is not qualified to determine the electrical or structural appropriations of the design and will not assume responsibility for damages resulting through improper engineering and/or implementation in the handling of the elements of the sound design.

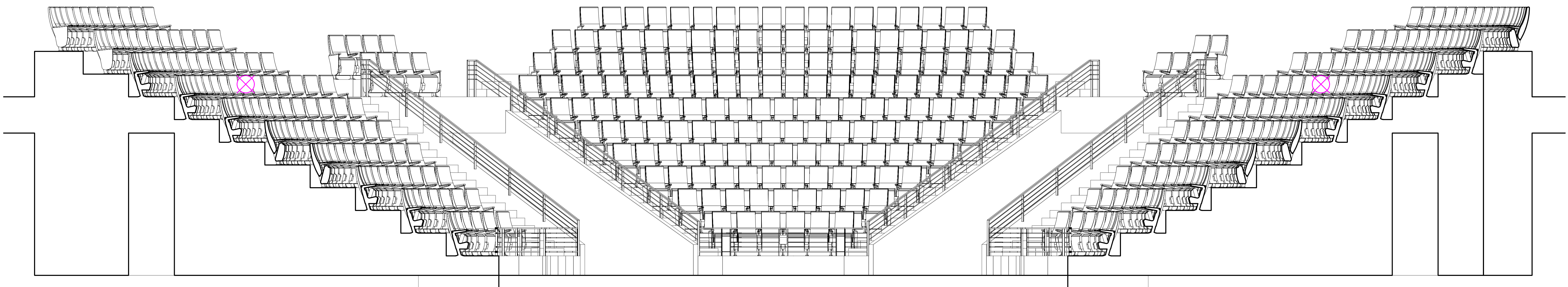
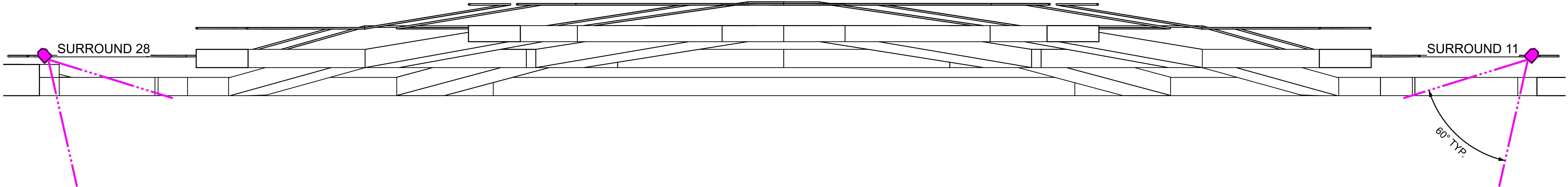
The designer agrees to make prompt alterations to any specification found to be incompatible with proper safety precautions.

TITLE
**SURROUNDS
E/W SECTION
COVERAGE**

SHEET SPEAKER PLOT

50 / **64**




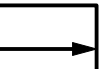


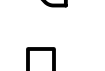











LAST UPDATED
Nov 2, 2022 SCALE
1/4" = 1'



**SOUTH
(BOOTH SIDE)**

**NORTH
(VIP SIDE)**

LEGEND

L'ACOUSTICS ARCS WIDE	
L'ACOUSTICS ARCS FOCUS	
BOSE RMU108	
L'ACOUSTICS SB18	
L'ACOUSTICS X8	
L'ACOUSTICS X12	
L'ACOUSTICS 5xT	
QSC K8	
AIM POINT	
ARRAY LEFT	
ARRAY RIGHT	
VIP	
FF	
SUBS	
SURROUNDS	
STG MON UP	
STG MON DOWN	
VOM FX	

- DISCLAIMER: The designer is responsible for the aural aspects of the production only, and all specifications provided relate solely to the appearance of the sound system and not to matters of electrical or structural soundness and/or safety. The implementation of this design must comply with the most stringent applicable federal and local safety and fire certificates. The designer is not qualified to determine the electrical or structural appropriateness of the design and will not assume responsibility for damages resulting through improper engineering and/or implementation in the handling of the elements of the sound design.

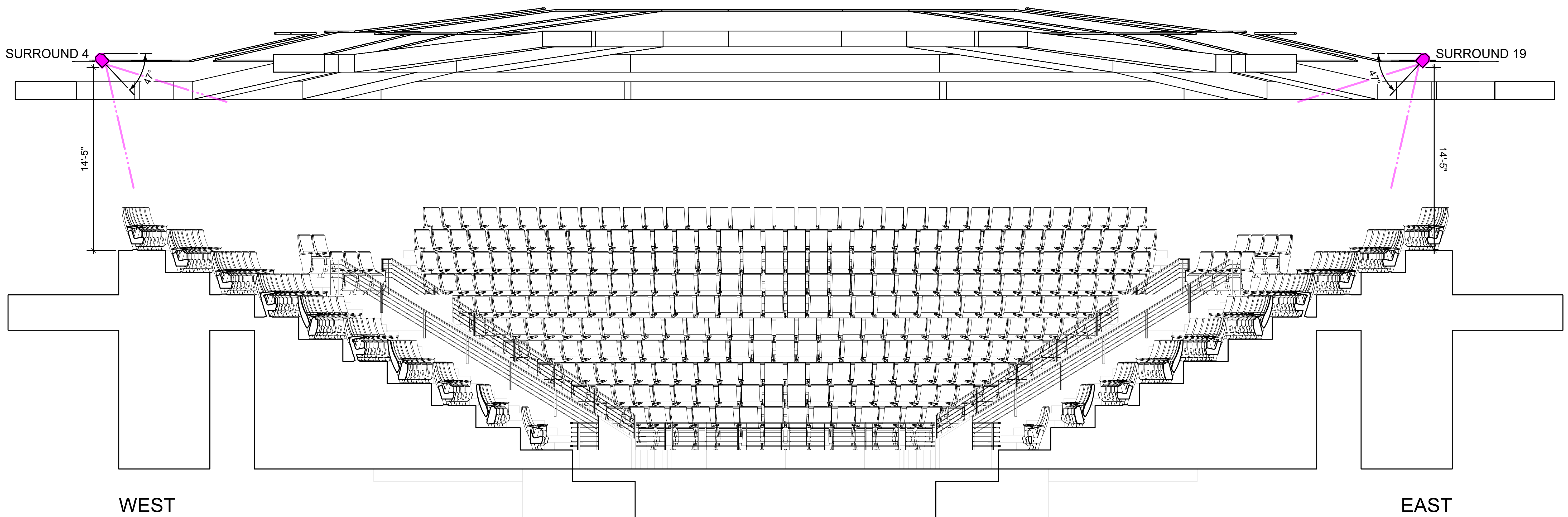
The designer agrees to make prompt alterations to any specification found to be incompatible with proper safety precautions.

TITLE
**SURROUNDS
N/S SECTION
COVERAGE**

SHEET SPEAKER PLOT



















51 / **64**

LAST UPDATED
Nov 2, 2022 SCALE
1/4" = 1'



- DISCLAIMER: The designer is responsible for the aural aspects of the production only, and all specifications provided relate solely to the appearance of the sound system and not to matters of electrical or structural soundness and/or safety. The implementation of this design must comply with the most stringent applicable federal and local safety and fire certificates. The designer is not qualified to determine the electrical or structural appropriations of the design and will not assume responsibility for damages resulting through improper engineering and/or implementation in the handling of the elements of the sound design.

The designer agrees to make prompt alterations to any specification found to be incompatible with proper safety precautions.

LEGEND	
L'ACOUSTICS ARCS WIDE	
L'ACOUSTICS ARCS FOCUS	
BOSE RMU108	
L'ACOUSTICS SB18	
L'ACOUSTICS X8	
L'ACOUSTICS X12	
L'ACOUSTICS 5xT	
QSC K8	
AIM POINT	
ARRAY LEFT	
ARRAY RIGHT	
VIP	
FF	
SUBS	
SURROUNDS	
STG MON UP	
STG MON DOWN	
VOM FX	

TITLE
**SURROUNDS
E/W SECTION
PLACEMENT**

SHEET SPEAKER PLOT

52

64



HALE CENTRE THEATRE

VENUE
**YOUNG LIVING
CENTRE STAGE**

DEPARTMENT HEAD
MICHELLE OHUMUKINI
michelleo@hct.org

DRAFTED BY
MATTHEW KUPFERER

NOTES
-CORRESPONDING FILE:
'CS Block Diagram'
BD-14

- DISCLAIMER: The designer is responsible for the aural aspects of the production only, and all specifications provided relate solely to the appearance of the sound system and not to matters of electrical or structural soundness and/or safety. The implementation of this design must comply with the most stringent applicable federal and local safety and fire certificates. The designer is not qualified to determine the electrical or structural appropriateness of the design and will not assume responsibility for damages resulting through improper engineering and/or implementation in the handling of the elements of the sound design.

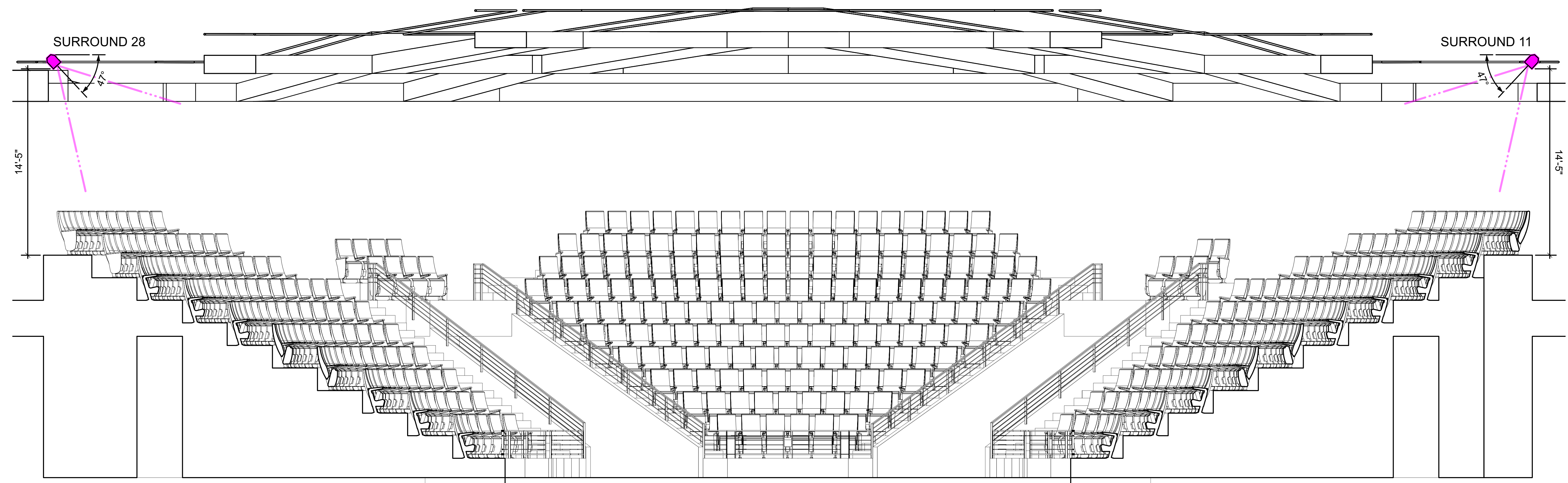
The designer agrees to make prompt alterations to any specification found to be incompatible with proper safety precautions.

TITLE
**SURROUNDS
N/S SECTION
PLACEMENT**

SHEET **53** SPEAKER PLOT

53 / **64**

LAST UPDATED **Nov 2, 2022** SCALE **1/4" = 1'**



**SOUTH
(BOOTH SIDE)**

**NORTH
(VIP SIDE)**

LEGEND	
L'ACOUSTICS ARCS WIDE	
L'ACOUSTICS ARCS FOCUS	
BOSE RMU108	
L'ACOUSTICS SB18	
L'ACOUSTICS X8	
L'ACOUSTICS X12	
L'ACOUSTICS 5xT	
QSC K8	
AIM POINT	
ARRAY LEFT	
ARRAY RIGHT	
VIP	
FF	
SUBS	
SURROUNDS	
STG MON UP	
STG MON DOWN	
VOM FX	

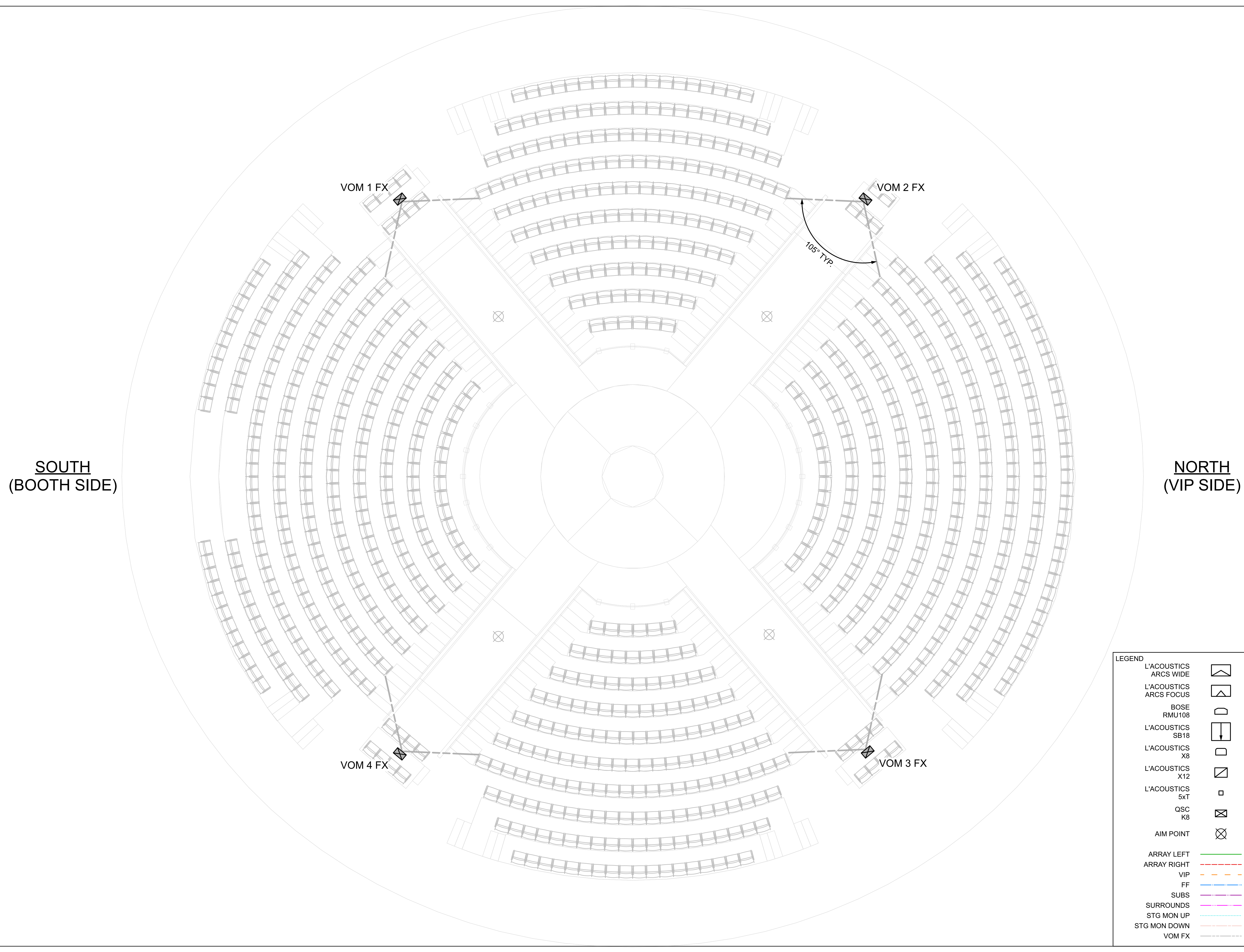
NOTES
-CORRESPONDING FILE:
'CS Block Diagram'
BD-16
- ALL SPEAKERS ARE UNDERNEATH THE VOMS ON THE BACKSTAGE CEILING; SHOWN SOLID (NOT HIDDEN) FOR CLARITY

- DISCLAIMER: The designer is responsible for the aural aspects of the production only, and all specifications provided relate solely to the appearance of the sound system and not to matters of electrical or structural soundness and/or safety. The implementation of this design must comply with the most stringent applicable federal and local safety and fire certificates. The designer is not qualified to determine the electrical or structural appropriateness of the design and will not assume responsibility for damages resulting through improper engineering and/or implementation in the handling of the elements of the sound design.




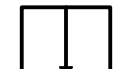














The designer agrees to make prompt alterations to any specification found to be incompatible with proper safety precautions.

TITLE
VOM FX PLAN COVERAGE

SHEET **54** SPEAKER PLOT **64**



LEGEND

L'ACOUSTICS ARCS WIDE	
L'ACOUSTICS ARCS FOCUS	
BOSE RMU108	
L'ACOUSTICS SB18	
L'ACOUSTICS X8	
L'ACOUSTICS X12	
L'ACOUSTICS 5xT	
QSC K8	
AIM POINT	
ARRAY LEFT	
ARRAY RIGHT	
VIP	
FF	
SUBS	
SURROUNDS	
STG MON UP	
STG MON DOWN	
VOM FX	

NOTES
-CORRESPONDING FILE:
'CS Block Diagram'
BD-16
- ALL SPEAKERS ARE
UNDERNEATH THE VOMS
ON THE BACKSTAGE
CEILING; SHOWN SOLID
(NOT HIDDEN) FOR
CLARITY

- DISCLAIMER: The designer is responsible for the aural aspects of the production only, and all specifications provided relate solely to the appearance of the sound system and not to matters of electrical or structural soundness and/or safety. The implementation of this design must comply with the most stringent applicable federal and local safety and fire certificates. The designer is not qualified to determine the electrical or structural appropriateness of the design and will not assume responsibility for damages resulting through improper engineering and/or implementation in the handling of the elements of the sound design.

The designer agrees to make prompt alterations to any specification found to be incompatible with proper safety precautions.

TITLE
**VOM FX
PLAN
PLACEMENT**

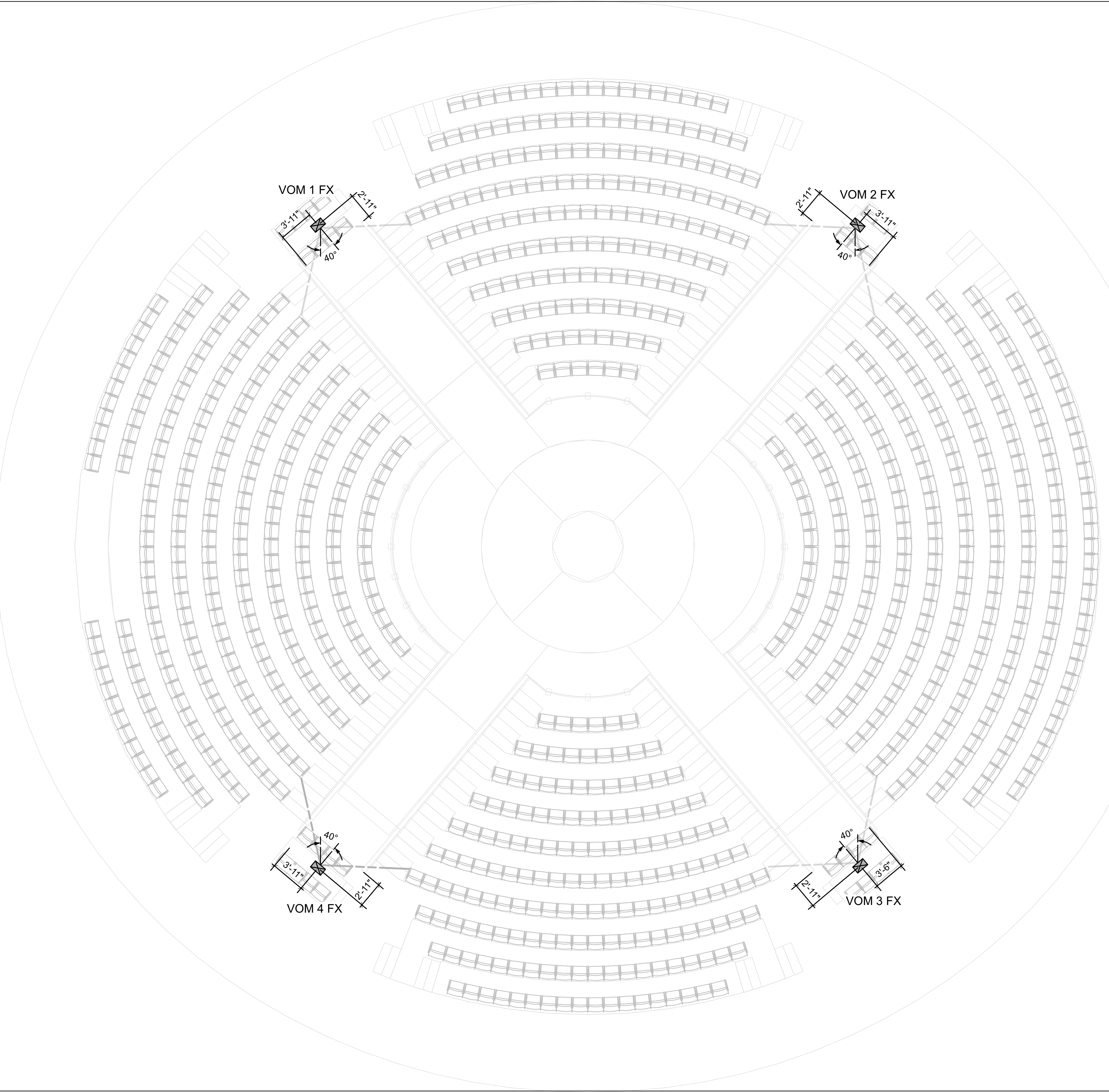
SHEET **55** SPEAKER PLOT

55 / **64**

LAST UPDATED **Nov 2, 2022** SCALE **3/16" = 1'**

**SOUTH
(BOOTH SIDE)**

**NORTH
(VIP SIDE)**



LEGEND

L'ACOUSTICS ARCS WIDE	
L'ACOUSTICS ARCS FOCUS	
BOSE RMU108	
L'ACOUSTICS SB18	
L'ACOUSTICS X8	
L'ACOUSTICS X12	
L'ACOUSTICS 5xT	
QSC K8	
AIM POINT	
ARRAY LEFT	
ARRAY RIGHT	
VIP	
FF	
SUBS	
SURROUNDS	
STG MON UP	
STG MON DOWN	
VOM FX	

- DISCLAIMER: The designer is responsible for the aural aspects of the production only, and all specifications provided relate solely to the appearance of the sound system and not to matters of electrical or structural soundness and/or safety. The implementation of this design must comply with the most stringent applicable federal and local safety and fire certificates. The designer is not qualified to determine the electrical or structural appropriateness of the design and will not assume responsibility for damages resulting through improper engineering and/or implementation in the handling of the elements of the sound design.

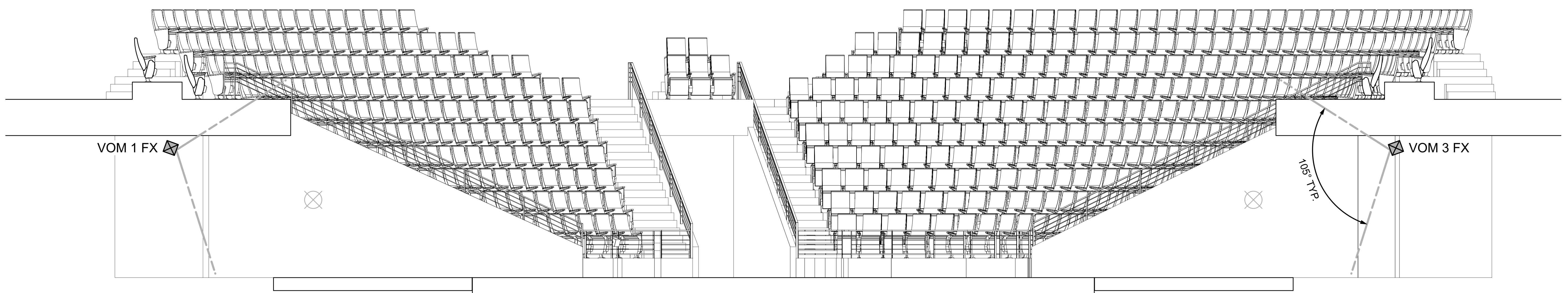
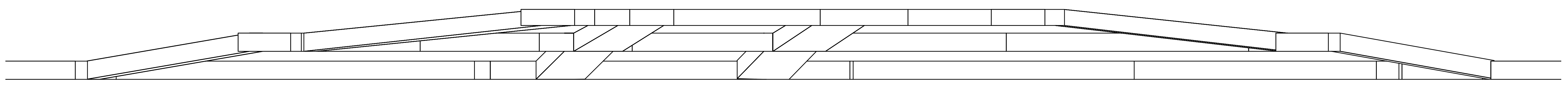
The designer agrees to make prompt alterations to any specification found to be incompatible with proper safety precautions.

TITLE
**VOM FX
1/3 SECTION
COVERAGE**

SHEET SPEAKER PLOT







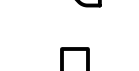











56

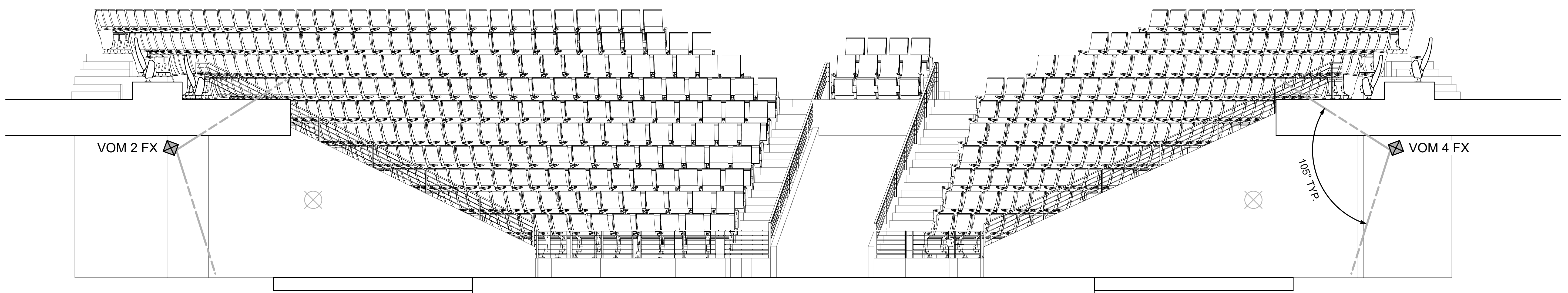
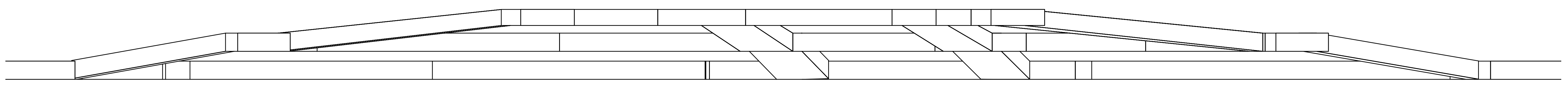
64



VOM 1



















VOM 3

LEGEND	
L'ACOUSTICS ARCS WIDE	
L'ACOUSTICS ARCS FOCUS	
BOSE RMU108	
L'ACOUSTICS SB18	
L'ACOUSTICS X8	
L'ACOUSTICS X12	
L'ACOUSTICS 5xT	
QSC K8	
AIM POINT	
ARRAY LEFT	
ARRAY RIGHT	
VIP	
FF	
SUBS	
SURROUNDS	
STG MON UP	
STG MON DOWN	
VOM FX	



VOM 2

VOM 4

LEGEND	
L'ACOUSTICS ARCS WIDE	
L'ACOUSTICS ARCS FOCUS	
BOSE RMU108	
L'ACOUSTICS SB18	
L'ACOUSTICS X8	
L'ACOUSTICS X12	
L'ACOUSTICS 5xT	
QSC K8	
AIM POINT	
ARRAY LEFT	
ARRAY RIGHT	
VIP	
FF	
SUBS	
SURROUNDS	
STG MON UP	
STG MON DOWN	
VOM FX	

- DISCLAIMER: The designer is responsible for the aural aspects of the production only, and all specifications provided relate solely to the appearance of the sound system and not to matters of electrical or structural soundness and/or safety. The implementation of this design must comply with the most stringent applicable federal and local safety and fire certificates. The designer is not qualified to determine the electrical or structural appropriateness of the design and will not assume responsibility for damages resulting through improper engineering and/or implementation in the handling of the elements of the sound design.

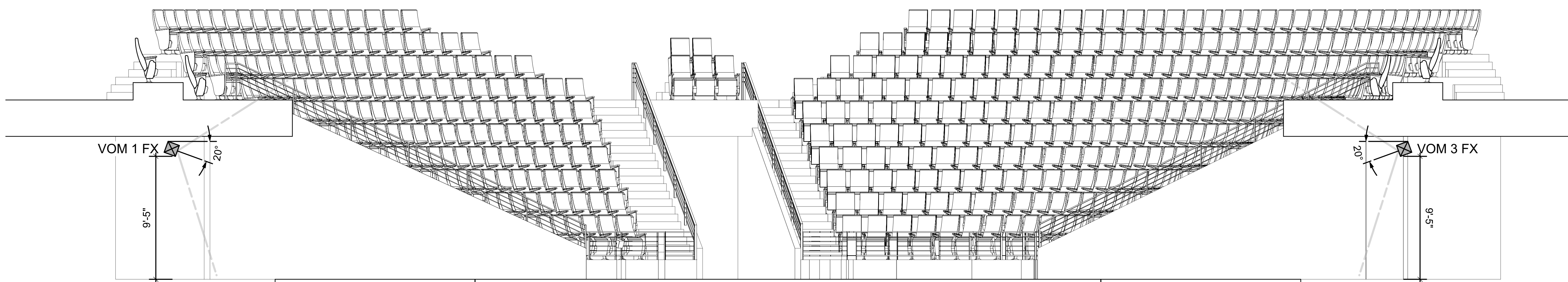
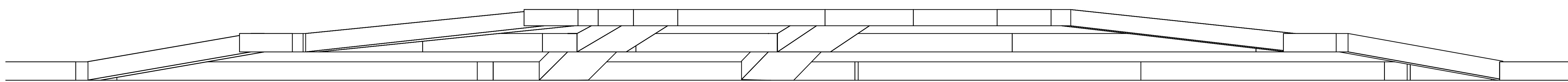
The designer agrees to make prompt alterations to any specification found to be incompatible with proper safety precautions.

TITLE
**VOM FX
2/4 SECTION
COVERAGE**

SHEET SPEAKER PLOT

57

64



VOM 1

VOM 3

LEGEND	
L'ACOUSTICS ARCS WIDE	
L'ACOUSTICS ARCS FOCUS	
BOSE RMU108	
L'ACOUSTICS SB18	
L'ACOUSTICS X8	
L'ACOUSTICS X12	
L'ACOUSTICS 5xT	
QSC K8	
AIM POINT	
ARRAY LEFT	
ARRAY RIGHT	
VIP	
FF	
SUBS	
SURROUNDS	
STG MON UP	
STG MON DOWN	
VOM FX	

- DISCLAIMER: The designer is responsible for the aural aspects of the production only, and all specifications provided relate solely to the appearance of the sound system and not to matters of electrical or structural soundness and/or safety. The implementation of this design must comply with the most stringent applicable federal and local safety and fire certificates. The designer is not qualified to determine the electrical or structural appropriateness of the design and will not assume responsibility for damages resulting through improper engineering and/or implementation in the handling of the elements of the sound design.

The designer agrees to make prompt alterations to any specification found to be incompatible with proper safety precautions.

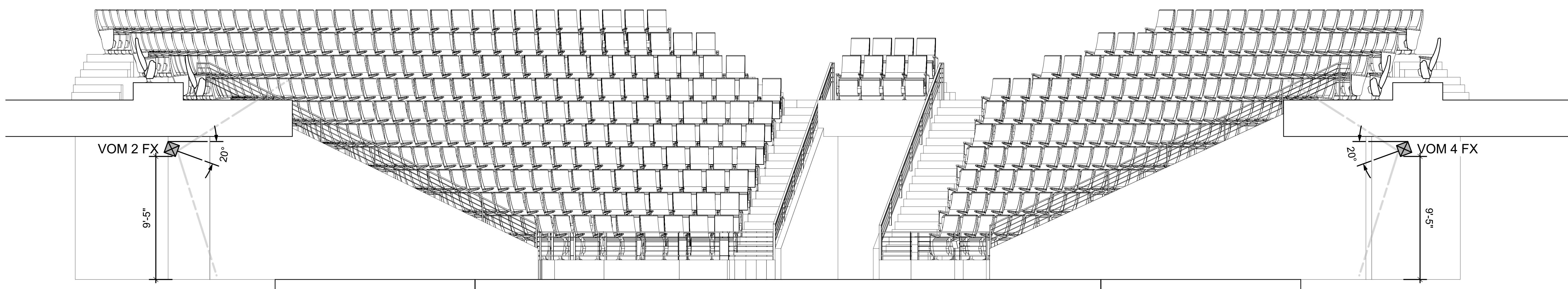
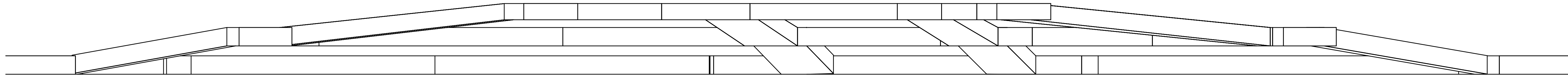
TITLE
**VOM FX
1/3 SECTION
PLACEMENT**

SHEET SPEAKER PLOT

58



















64

LAST UPDATED **Nov 2, 2022** SCALE **1/4" = 1'**



VOM 2

VOM 4

LEGEND	
L'ACOUSTICS ARCS WIDE	
L'ACOUSTICS ARCS FOCUS	
BOSE RMU108	
L'ACOUSTICS SB18	
L'ACOUSTICS X8	
L'ACOUSTICS X12	
L'ACOUSTICS 5xT	
QSC K8	
AIM POINT	
ARRAY LEFT	
ARRAY RIGHT	
VIP	
FF	
SUBS	
SURROUNDS	
STG MON UP	
STG MON DOWN	
VOM FX	

- DISCLAIMER: The designer is responsible for the aural aspects of the production only, and all specifications provided relate solely to the appearance of the sound system and not to matters of electrical or structural soundness and/or safety. The implementation of this design must comply with the most stringent applicable federal and local safety and fire certificates. The designer is not qualified to determine the electrical or structural appropriations of the design and will not assume responsibility for damages resulting through improper engineering and/or implementation in the handling of the elements of the sound design.

The designer agrees to make prompt alterations to any specification found to be incompatible with proper safety precautions.

TITLE
**VOM FX
2/4 SECTION
PLACEMENT**

SHEET SPEAKER PLOT

59

64

NOTES
- 'NR2-4' MEANS:
NORTH SECTION
RIGHT SPEAKER
ROW 2, SEAT 4
- BLACK TEXT IS ON AXIS;
OTHERWISE COLORS
FOLLOW SIGNAL

- DISCLAIMER: The designer is responsible for the aural aspects of the production only, and all specifications provided relate solely to the appearance of the sound system and not to matters of electrical or structural soundness and/or safety. The implementation of this design must comply with the most stringent applicable federal and local safety and fire certificates. The designer is not qualified to determine the electrical or structural appropriateness of the design and will not assume responsibility for damages resulting through improper engineering and/or implementation in the handling of the elements of the sound design.

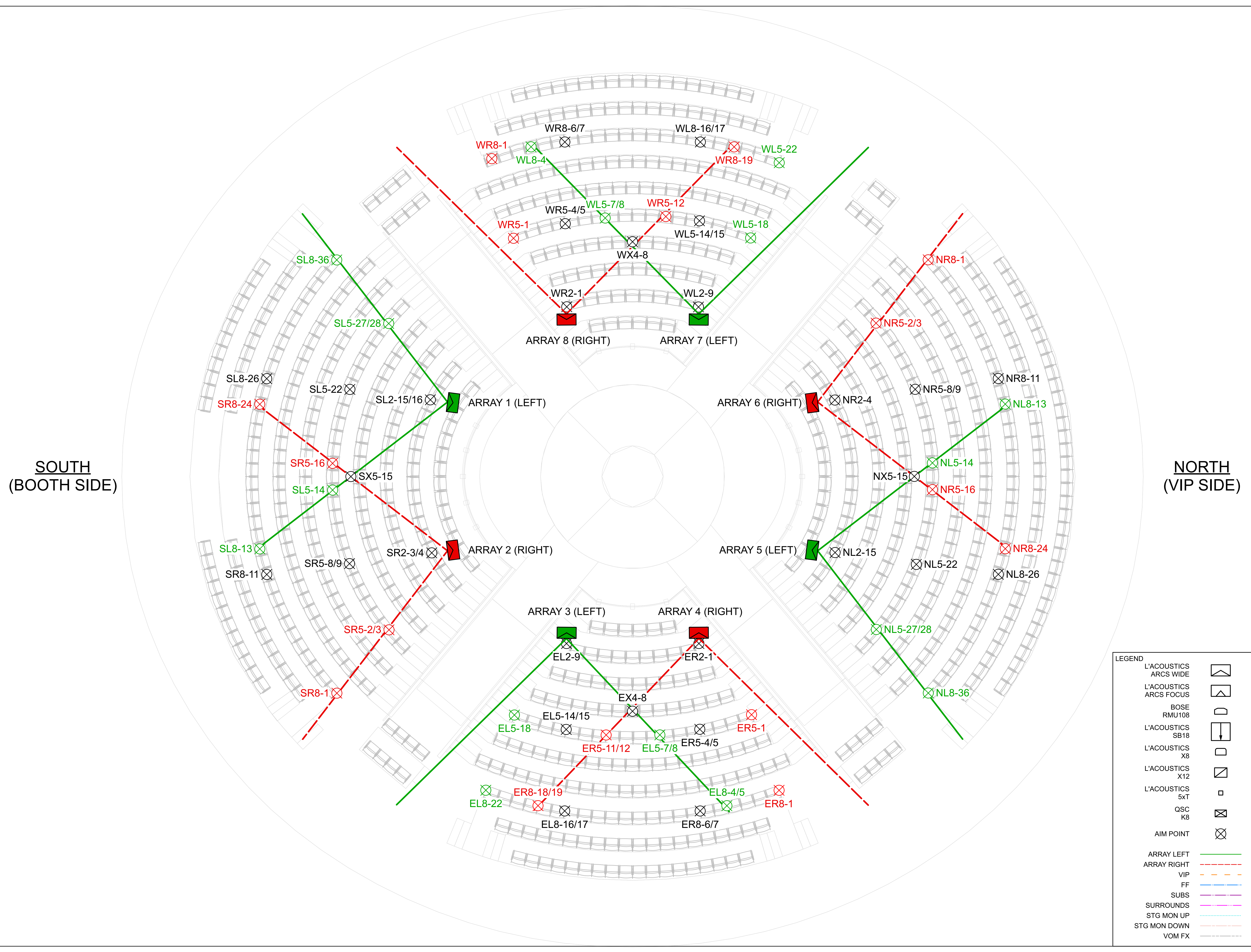
The designer agrees to make prompt alterations to any specification found to be incompatible with proper safety precautions.

TITLE
MAINS PLAN TUNING




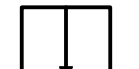






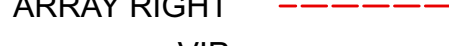

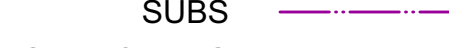
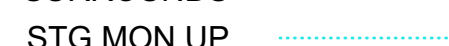




SHEET **60** SPEAKER PLOT

SCALE
3/16" = 1'

LAST UPDATED
Nov 2, 2022



LEGEND

- L'ACOUSTICS ARCS WIDE 
- L'ACOUSTICS ARCS FOCUS 
- BOSE RMU108 
- L'ACOUSTICS SB18 
- L'ACOUSTICS X8 
- L'ACOUSTICS X12 
- L'ACOUSTICS 5xT 
- QSC K8 
- AIM POINT 
- ARRAY LEFT 
- ARRAY RIGHT 
- VIP 
- FF 
- SUBS 
- SURROUNDS 
- STG MON UP 
- STG MON DOWN 
- VOM FX 

NOTES
-ND9-5' MEANS:
NORTH SECTION
DELAY SPEAKER
ROW 9, SEAT 5
- BLACK TEXT IS ON AXIS;
OTHERWISE COLORS
FOLLOW SIGNAL

- DISCLAIMER: The designer is responsible for the aural aspects of the production only, and all specifications provided relate solely to the appearance of the sound system and not to matters of electrical or structural soundness and/or safety. The implementation of this design must comply with the most stringent applicable federal and local safety and fire certificates. The designer is not qualified to determine the electrical or structural appropriateness of the design and will not assume responsibility for damages resulting through improper engineering and/or implementation in the handling of the elements of the sound design.

The designer agrees to make prompt alterations to any specification found to be incompatible with proper safety precautions.

TITLE
**DELAYS
PLAN
TUNING**

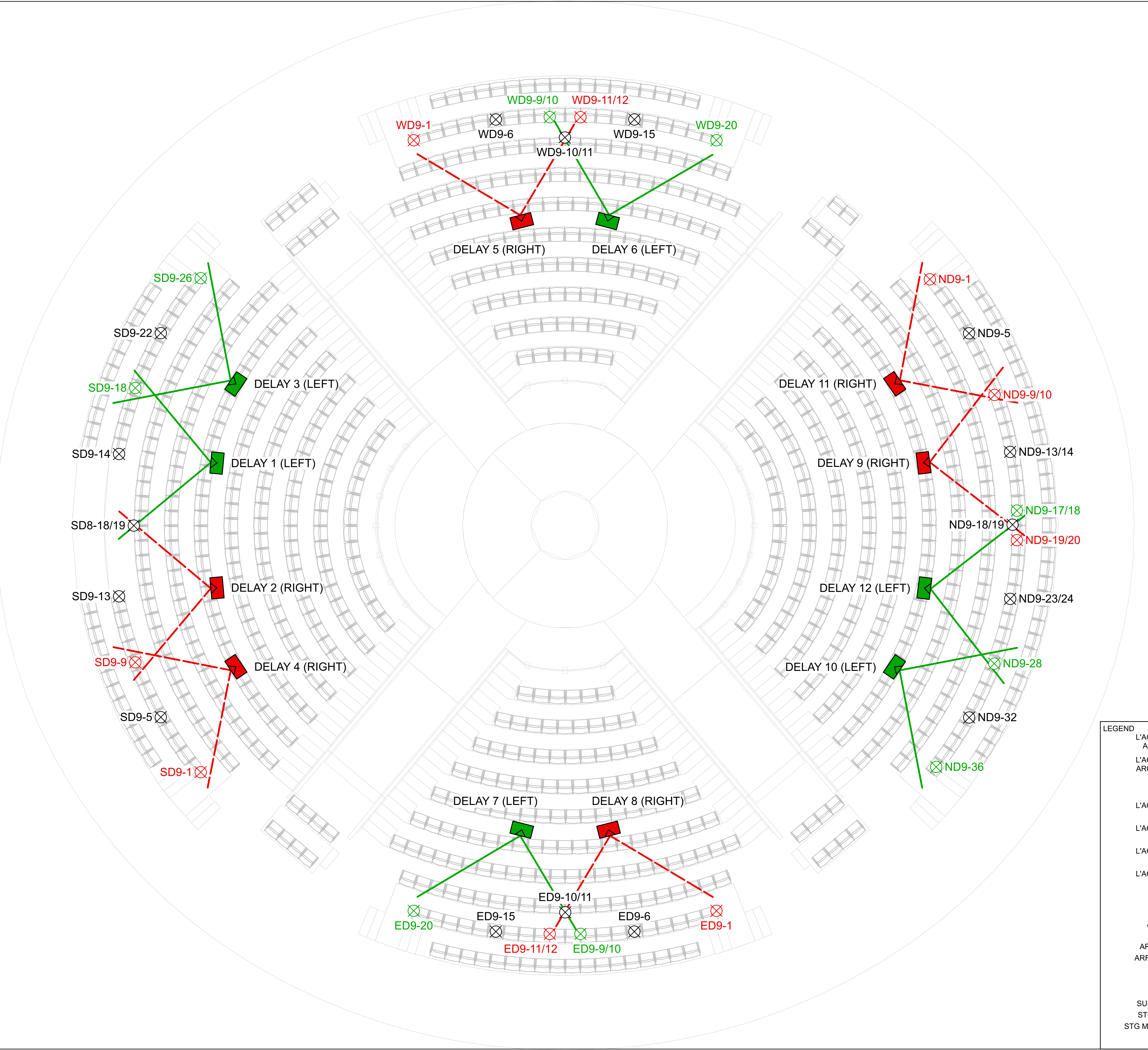
SHEET SPEAKER PLOT

61 / **64**











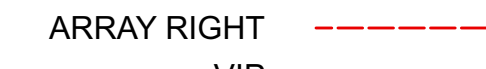



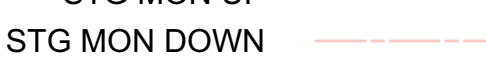



LAST UPDATED
Nov 2, 2022 SCALE
3/16" = 1'

**SOUTH
(BOOTH SIDE)**

**NORTH
(VIP SIDE)**



LEGEND

L'ACOUSTICS ARCS WIDE	
L'ACOUSTICS ARCS FOCUS	
BOSE RMU108	
L'ACOUSTICS SB18	
L'ACOUSTICS X8	
L'ACOUSTICS X12	
L'ACOUSTICS 5xT	
QSC K8	
AIM POINT	
ARRAY LEFT	
ARRAY RIGHT	
VIP	
FF	
SUBS	
SURROUNDS	
STG MON UP	
STG MON DOWN	
VOM FX	

NOTES
- 'NR2-4' MEANS:
NORTH SECTION
RIGHT SPEAKER
ROW 2, SEAT 4
- BLACK TEXT IS ON AXIS;
OTHERWISE COLORS
FOLLOW SIGNAL
- V(1)1 REFERS TO VOM 1,
ROW 1

- DISCLAIMER: The designer is responsible for the aural aspects of the production only, and all specifications provided relate solely to the appearance of the sound system and not to matters of electrical or structural soundness and/or safety. The implementation of this design must comply with the most stringent applicable federal and local safety and fire certificates. The designer is not qualified to determine the electrical or structural appropriateness of the design and will not assume responsibility for damages resulting through improper engineering and/or implementation in the handling of the elements of the sound design.

The designer agrees to make prompt alterations to any specification found to be incompatible with proper safety precautions.

TITLE
MAINS/VOMS PLAN TUNING

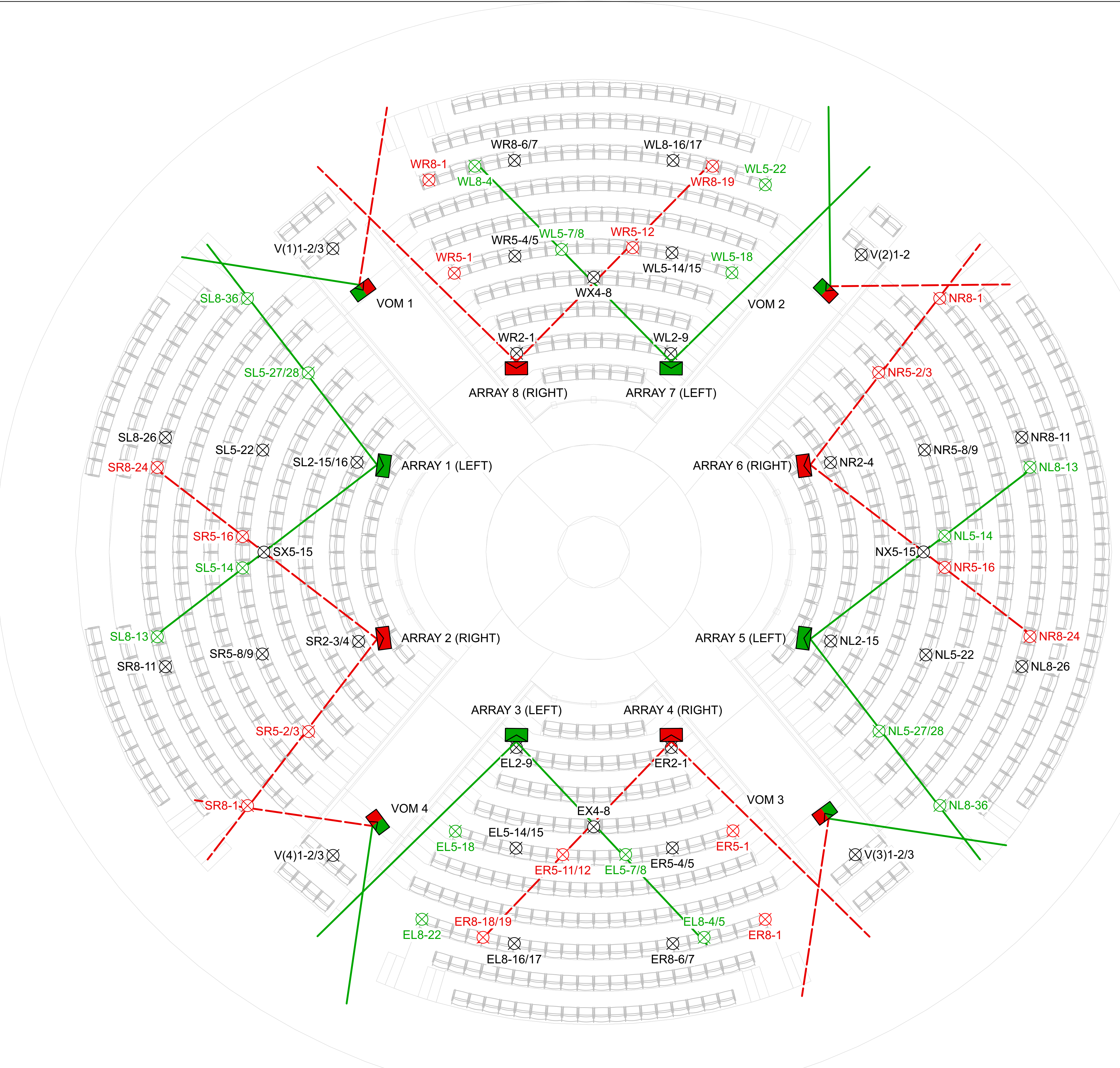
SHEET **62** SPEAKER PLOT

62 / 64

LAST UPDATED **Nov 2, 2022** SCALE **3/16" = 1'**

**SOUTH
(BOOTH SIDE)**

**NORTH
(VIP SIDE)**



LEGEND	
L'ACOUSTICS ARCS WIDE	
L'ACOUSTICS ARCS FOCUS	
BOSE RMU108	
L'ACOUSTICS SB18	
L'ACOUSTICS X8	
L'ACOUSTICS X12	
L'ACOUSTICS 5xT	
QSC K8	
AIM POINT	
ARRAY LEFT	
ARRAY RIGHT	
VIP	
FF	
SUBS	
SURROUNDS	
STG MON UP	
STG MON DOWN	
VOM FX	

- DISCLAIMER: The designer is responsible for the aural aspects of the production only, and all specifications provided relate solely to the appearance of the sound system and not to matters of electrical or structural soundness and/or safety. The implementation of this design must comply with the most stringent applicable federal and local safety and fire certificates. The designer is not qualified to determine the electrical or structural appropriateness of the design and will not assume responsibility for damages resulting through improper engineering and/or implementation in the handling of the elements of the sound design.

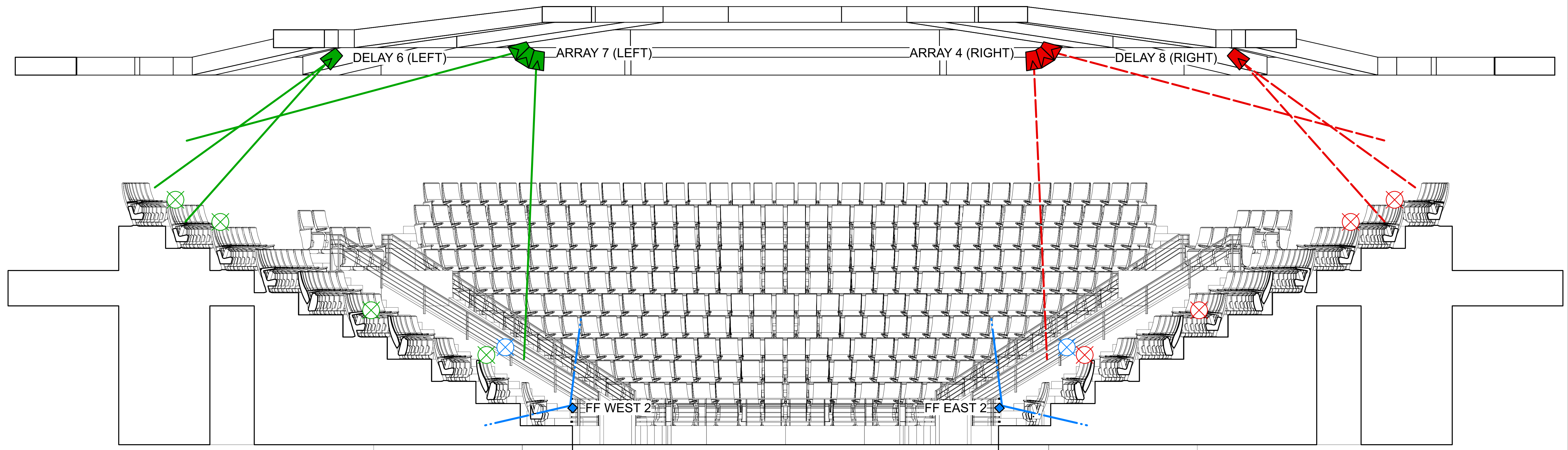
The designer agrees to make prompt alterations to any specification found to be incompatible with proper safety precautions.

TITLE
**COMBINED
E/W SECTION
TUNING**

SHEET **63** SPEAKER PLOT







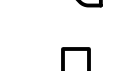











63 / **64**

LAST UPDATED **Nov 2, 2022** SCALE **1/4" = 1'**



WEST

EAST

LEGEND	
L'ACOUSTICS ARCS WIDE	
L'ACOUSTICS ARCS FOCUS	
BOSE RMU108	
L'ACOUSTICS SB18	
L'ACOUSTICS X8	
L'ACOUSTICS X12	
L'ACOUSTICS 5xT	
QSC K8	
AIM POINT	
ARRAY LEFT	
ARRAY RIGHT	
VIP	
FF	
SUBS	
SURROUNDS	
STG MON UP	
STG MON DOWN	
VOM FX	

- DISCLAIMER: The designer is responsible for the aural aspects of the production only, and all specifications provided relate solely to the appearance of the sound system and not to matters of electrical or structural soundness and/or safety. The implementation of this design must comply with the most stringent applicable federal and local safety and fire certificates. The designer is not qualified to determine the electrical or structural appropriations of the design and will not assume responsibility for damages resulting through improper engineering and/or implementation in the handling of the elements of the sound design.

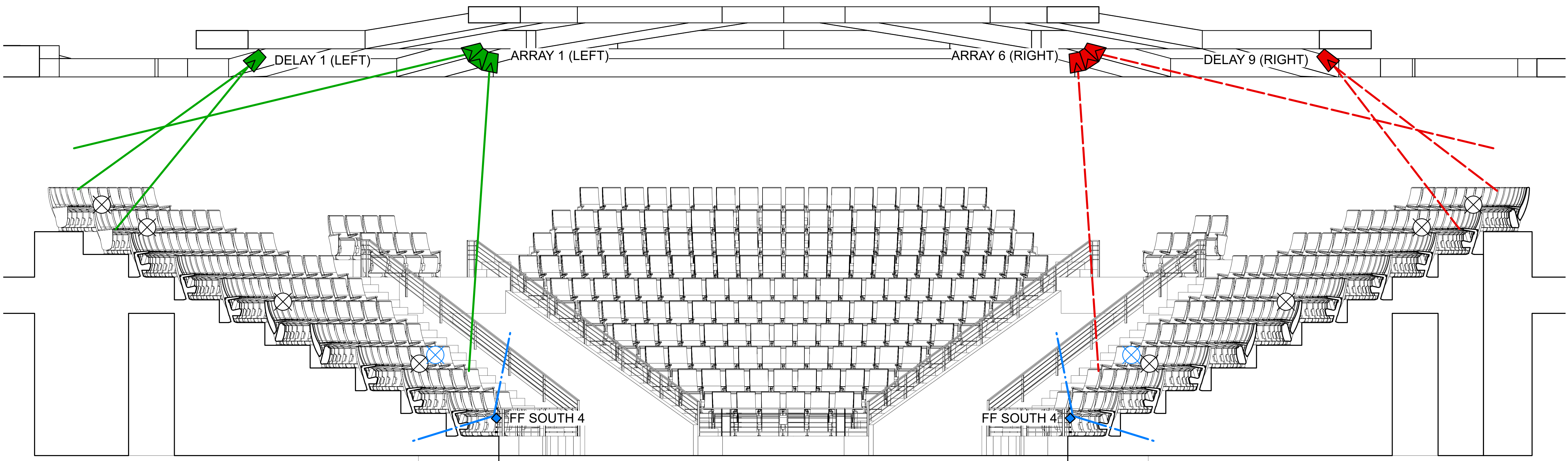
The designer agrees to make prompt alterations to any specification found to be incompatible with proper safety precautions.

TITLE
**COMBINED
N/S SECTION
COVERAGE**

SHEET **64** SPEAKER PLOT

64 / **64**

LAST UPDATED **Nov 2, 2022** SCALE **1/4" = 1'**



**SOUTH
(BOOTH SIDE)**

**NORTH
(VIP SIDE)**

LEGEND	
L'ACOUSTICS ARCS WIDE	
L'ACOUSTICS ARCS FOCUS	
BOSE RMU108	
L'ACOUSTICS SB18	
L'ACOUSTICS X8	
L'ACOUSTICS X12	
L'ACOUSTICS 5xT	
QSC K8	
AIM POINT	
ARRAY LEFT	
ARRAY RIGHT	
VIP	
FF	
SUBS	
SURROUNDS	
STG MON UP	
STG MON DOWN	
VOM FX	